ESCAMBIA
CHILDREN'S TRUST
Our Children. Our Community. Our Future.

Escambia Children's Trust
Board of Directors Meeting

October 27, 2026
Rescheduled from
~~**October 13, 2026, at 9:00 a.m.**~~

Ernie Lee Magaha Bldg.
221 Palafox Place
Pensacola, FL 32502

AGENDA

I. Call to Order (Dr. Rex Northup)

II. Roll Call (Alma Ellis)

III. Pledge of Allegiance (Dr. Williams)

IV. Approval of Agenda (Dr. Rex Northup)

V. Approval of Minutes (Dr. Rex Northup)

Recommendation: *Staff recommends the Board approve the Minutes of September 16, 2026, Regular Board Meeting, as presented.*

VI. Treasurer's Report (Tammy Abrams)

- **Financial Report** – Month Ending August 31, 2026

Recommendation: (No Vote Necessary) *The Finance and Operations Committee recommends the filing of the Financial Report for month ending* August 31, 2026*, as presented.*

VII. Public Comments*

VIII. Business

Programs

- Contract Renewals (Lindsey Cannon)

  United Way – Healthy Schools Escambia Year 3

  Resolution 2026-27 *The Program Committee recommends approval of Year 3 funding for the United Way – Healthy Schools Escambia Program in the amount of $2,700,000.00.*

  Community Health Northwest Florida – Clear Vision to Learn Year 2

  Resolution 2026-28 *The Program Committee recommends approval of Year 2 funding for the Community Health Northwest Florida – Clear Vision to Learn Program in the amount of $260,000.00.*

  National Flight Academy Year 3

  Resolution 2026-29 *The Program Committee recommends approval of Year 3 funding for the National Flight Academy Program in the amount of $410,360.00.*

- Budget Amendments (Lindsey Cannon)

  Head Start - Early Headstart

- Bright Pathways Site Visits
  - Human Resource and Site Safety (Alma Ellis)
  - Quality Programming Assurance (Deborah Ray)

- RFP 2026-02 Bright Beginnings

  The Program Committee recommends review, discussion and voting on RFP 2026-02

  Resolution 2026-30 *The Board of Directors recommends approval of RFP 2026-02 allowing for funding of the Bright Beginnings program in the amount of $_____.*

Operations

- RFP 2026-03 ECT Capacity Building Academy (Lindsey Cannon)

  Resolution 2026-31 *The Program Committee authorizes the Executive Director to release RFP 2026-03, ECT Capacity Building Academy with a financial cap of $100,000.00.*

- *Board Meeting Dates for November and December (Lindsey Cannon / Alma Ellis)*

  December Options:

  Wednesday, December 9 @ 9 a.m.
  Thursday, December 10 @ 9 a.m.

IX. Legal Report (Megan Fry, Esq.)

X. Adjournment

The Escambia Children's Trust allows any member of the public to speak regarding an item on the Agenda prior to Board action or regarding any related matter not on the agenda following the Legal Report near the end of the meeting. Anyone who wishes to address the Board is asked to complete a Public Comment Speaker Form. Each speaker is limited to three (3) minutes, unless otherwise determined by the Chairperson, to allow sufficient time for all speakers. Speakers shall refrain from abusive or profane remarks, disruptive outbursts, protests, or other conduct which interferes with the orderly conduct of the meeting. Upon completion of the public comment period, discussion is limited to Board members and questions raised by the Board.

Escambia Children's Trust Board of Directors Meeting
September 16, 2026 5:30 p.m.

Open to the public at the Board of County Commissioners Chambers
Ernie Lee Magaha Bldg., 221 Palafox Place, Pensacola, FL 32502

MINUTES

Meeting Title:	Escambia Children's Trust Board of Directors Meeting		
Date:	September 16, 2026	**Time:**	5:30 p.m.
Location:	221 Palafox Place, Pensacola, FL 32502		
Presiding:	Dr. Rex Northup, Chair	**Scribe:**	Alma Ellis
Participants:	**Board Members:** (X indicates present) ☐Tina Cain ☒ Keith Leonard ☒ Commissioner May ☒ Dr. Rex Northup, Chair ☒ Stephanie White, Vice Chair ☒ David Williams ☒ Judge Robinson **Staff/Advisors: :** (X indicates present) ☒ Lindsey Cannon, Executive Director ☒ Tammy Abrams, Director, Finance/HR ☒ Alma Ellis, Board Liaison, Administrative Specialist ☒ Michael Moore, Community Engagement Manager ☒ ☒ Deborah Ray, Program Director ☒ Richard Stone, SAMIS Manager ☒ Daniel Joyner, Financial and Contract Analyst ☒ Megan Fry, Esquire ☐ Sallie Neese, Esquire		

- **Call To Order** 5:30 p.m.
- **Approval of Agenda**

  Mr. Leonard motioned to approve, Dr. Williams seconded and all were in favor.
- **Approval of Minutes**

  Dr. Williams motioned to approve, Mr. Leonard seconded. No corrections needed, minutes will stand as submitted.
- **Treasurer's Report**

  Ms. Abrams reviewed the Financial Report for month ending July 31, 2026. There were no unusual transactions. Report will be filed for audit.
- **Public Comment**

  (See video on website.)
- **Business**

  Programs

	RFP 2026-02 Bright Beginnings Update – Ms. Cannon gave a brief update on the Bright Beginnings RFP. Twelve applications have been received, and the Grant Committee is currently reviewing them. Ms. Cannon reminded board members that the Cone of Silence is still in effect. A Grant Committee is scheduled for September 29 at 9am to allow committee members the opportunity to ask questions and get any clarification needed from the applicants. **Budget Amendment Request** – United Way (Healthy Schools Escambia) Ms. Abrams presented a cost neutral budget amendment on behalf of The United Way. The amendment has been reviewed and passed forward to the Board from the Program Committee. Dr. Williams motioned to approve, Mr. Leonard seconded, Dr. Northup confirmed the amendment is cost neutral and all members were in agreement to approve apart from Judge Robinson, who abstained. • **Legal Report** (Megan Fry, Esq.) Nothing to report at this time. **Adjournment –** With no further business, the meeting adjourned at 5:57 p.m.
	Signature: (Board Chair)

ESCAMBIA
CHILDREN'S TRUST

Our Children. Our Community. Our Future.

Financial Reports
August 2026

Escambia Children's Trust (ECT)

Management's Discussion and Analysis

As of August 31, 2026

Financial Highlights

Escambia Children's Trust's fiscal year runs from October 1 through September 30. As of August 31, 2026, approximately 8% of the fiscal year remains. Financial activity through August reflects normal revenue collection patterns and the planned timing of program expenditures.

Balance Sheet

As of August 31, 2026, the Trust reports prior-year remaining funds (fund balance) of $21,299,326 and a year-to-date increase in fund balance of $2,359,114 reflecting revenues exceeding expenditures during the first eleven months of the fiscal year.

Cash balances remain strong, with $22,060,000 held in the operating (General Fund) account and $2,480,469 held in the reserve account.

Total liabilities equal $882,029 and consist primarily of accounts payable related to provider reimbursements. Accounts payable total $882,071 and the remaining liabilities are payroll related.

Budget Overview

ECT's annual budget and year-to-date activity are presented in the Statement of Revenues and Expenditures and the Statement of Revenues and Expenditures by Function. The functional statement provides additional detail by separating costs into administrative and program categories.

For the fiscal year, ECT budgeted expenditures as follows: 6.12% for administrative operations, 1.46% for tax collector fees, and 92.41% for program services. As of August 31, 2026, actual expenditures represent 6.19% administrative operations, 2.27% tax collector

fees, and 91.54% program services. Overall expenditure distribution remains consistent with the Trust's budgetary intent.

Revenue

ECT amended its original ad valorem tax revenue budget to $12,048,732. As of August 31, 2026, the Trust has received $12,117,085, or just over 100% of the amended budget. ECT budgeted to collect 96% of the ad valorem tax revenue and collected 96.5%.

Interest income represents the Trust's secondary revenue source. The amended interest revenue budget is $866,862, of which $12,068 or 94%, has been earned year-to-date. Interest earnings are primarily used to offset administrative operating costs.

Expenditures

The administrative expenditure budget, including tax collector fees, was amended from $964,346 to $937,028. As of August 31, 2026, $894,236 or 95%, of this budget has been expended, reflecting the timing of tax-related and operational costs.

The program services budget was amended from $11,409,839 to $11,441,065. Program expenditures total $10,570,036 or 85% of the amended budget. Program spending is expected to increase during the remainder of the fiscal year as provider reimbursement activity continues.

The largest program expenditure category is Grants and Aids to Private Organizations, budgeted at $10,875,166. This category represents direct payments to community providers. As of August 31, 2026, $9,200,228 or 85%, of this line item has been disbursed.

General Ledger Review

The General Ledger reflects all financial transactions recorded during August 2026. Management did not identify any unusual or non-recurring transactions during the reporting period.

ECT Contract Schedule

The Escambia Children's Trust Contract Schedule summarizes provider contracts, including contract periods, total funding requested, amounts awarded through executed contracts, funds drawn down, amounts surrendered, remaining awarded balances, and the percentage of time and funding remaining.

As of August 31, 2026, $6,273,228 remains on awarded contracts, and $23,367,267 remains in funding requested by current providers but not yet awarded. All remaining requested funding is fully supported by existing cash resources.

$2,017,847 has been surrendered during the current fiscal year and is available for future allocation. The current year funds come from:

Sole Source	- $ 19,868
Out of School Time	- $884,794
Mental Health	- $479,731
Healthy Schools	- $493,166
CARES 25	-$140,288

Obligated Cash

The Escambia Children's Trust Obligated Cash report identifies the portion of operating cash contractually committed to existing agreements. As of August 31, 2026, total operating cash equals $22,060,000 of which $17,150,617 or 78%, is obligated.

Of the $4,909,383 unobligated balance, $3,500,000 has been designated for contracts associated with the Bright beginnings RFP and $1,000,000 has been designated for an additional round of CARES grants. This leaves $409,383 in unobligated cash as of August 31, 2026.

Escambia Childrens Trust

Balance Sheet

As of 8/31/2026

	Current Year
Assets	
Cash and Cash Equivilents	
Cash in Bank:Hancock Whitney General Fund	22,059,999.62
Cash in Bank:Hancock Whitney Reserve Account	2,480,469.30
Total Cash and Cash Equivilents	24,540,468.92
Total Assets	24,540,468.92
Liabilities	
Accounts Payable and Accrued Expenses	
Accounts Payable (A/P)	882,071.11
Total Accounts Payable and Accrued Expenses	882,071.11
Accrued Salaries and Wages	
Accrued Life and Health Insurance Payable	(42.07)
Total Accrued Salaries and Wages	(42.07)
Total Liabilities	882,029.04
Net Assets	
Beginning Net Assets	
	21,299,325.89
Total Beginning Net Assets	21,299,325.89
Change in Net Assets	
	2,359,113.99
Total Change in Net Assets	2,359,113.99
Total Net Assets	23,658,439.88
Total Liabilites and Net Assets	24,540,468.92

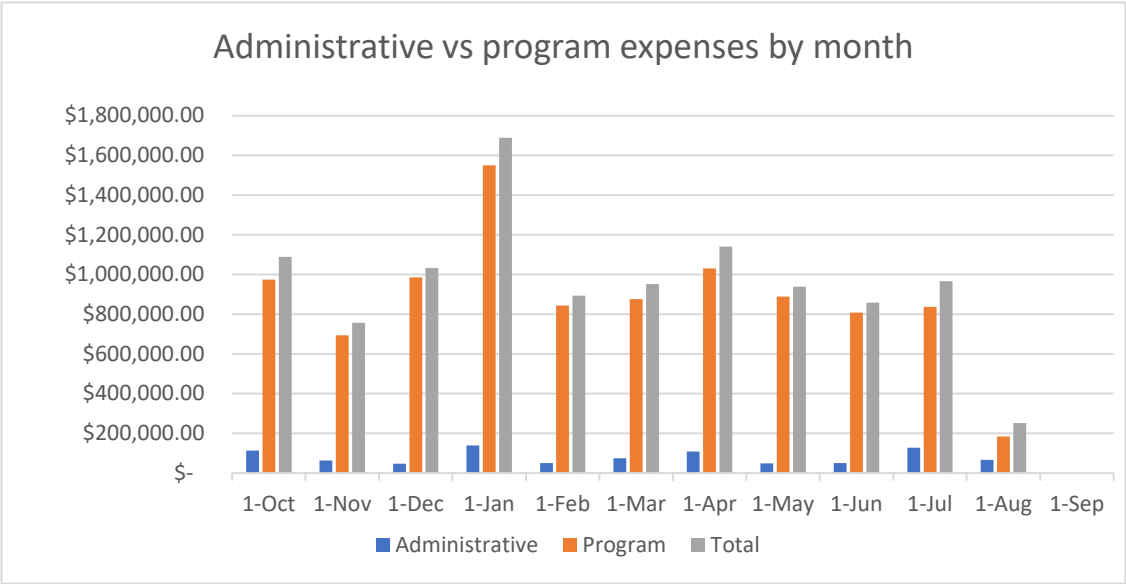
Administrative vs program expenses by month
$1,800,000.00
$1,600,000.00
$1,400,000.00
$1,200,000.00
$1,000,000.00
$800,000.00
$600,000.00
$400,000.00
$200,000.00
$-
1-Oct
1-Nov
1-Dec
1-Jan
1-Feb
1-Mar
1-Apr
1-May
1-Jun
1-Jul
1-Aug
1-Sep
Administrative
Program
Total

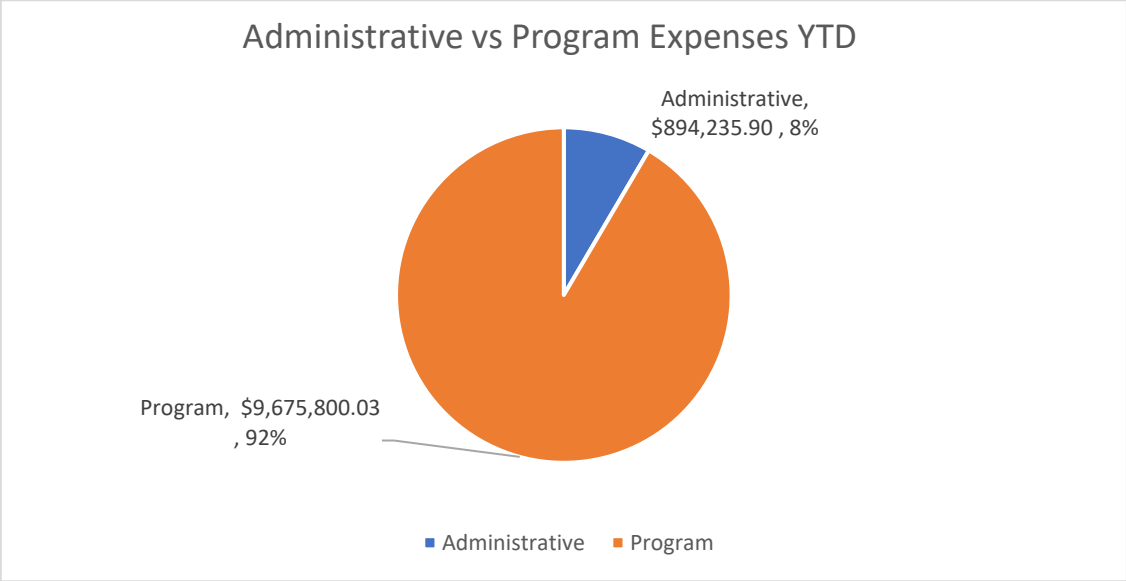
Administrative vs Program Expenses YTD
Administrative, $894,235.90 , 8%
Program, $9,675,800.03 , 92%
Administrative
Program

Escambia Childrens Trust

Statement of Revenues and Expenditures

From 8/1/2026 Through 8/31/2026

		Total Budget - Revised	Current Period Actual	Current Year Actual	Total Budget Variance - Revised	Percent Total Budget Remaining - Revised
	Revenue					
4000	Property Taxes					
311	Ad Valorem Taxes					
30	Operating					
3110	Ad Valorem Taxes	12,117,085.00	0.00	12,117,084.99	(0.01)	(0.00)%
	Total Operating	12,117,085.00	0.00	12,117,084.99	(0.01)	(0.00)%
361	Interest					
30	Operating					
3610	Interest income	866,862.00	69,054.01	812,064.93	(54,797.07)	(6.32)%
	Total Operating	866,862.00	69,054.01	812,064.93	(54,797.07)	(6.32)%
	Total Revenue	12,983,947.00	69,054.01	12,929,149.92	(54,797.08)	(0.42)%
	Expenses					
4000	Property Taxes					
513	Financial and Administrative					
30	Operating					
5201	Accounting and Auditing	28,914.00	511.88	28,107.18	806.82	2.79%
5900	Tax Collector Fees	181,794.00	0.00	239,960.28	(58,166.28)	(32.00)%
5910	Bank Fees	8,830.00	958.66	7,763.88	1,066.12	12.07%
5940	Special District Fees	175.00	0.00	175.00	0.00	0.00%
	Total Operating	219,713.00	1,470.54	276,006.34	(56,293.34)	(25.62)%
564	Human Services					
10	Personnel Services					
5000	Executive Salaries	130,000.00	10,000.00	116,500.00	13,500.00	10.38%
5010	Regular Salaries and Wages	507,860.00	39,553.78	445,397.19	62,462.81	12.30%
5100	FICA Taxes	48,796.00	3,763.25	42,736.04	6,059.96	12.42%
5101	Retirement Contributions	31,893.00	2,492.69	28,269.62	3,623.38	11.36%
5102	Life and Health Insurance	33,729.00	3,173.14	30,343.68	3,385.32	10.04%
5103	Workers' compensation insurance	1,433.00	74.80	821.20	611.80	42.69%
	Total Personnel Services	753,711.00	59,057.66	664,067.73	89,643.27	11.89%
30	Operating					
5200	Legal Services	112,815.00	3,795.00	92,735.00	20,080.00	17.80%
5202	Information Technology	16,500.00	1,310.05	14,267.10	2,232.90	13.53%
5203	Other Professional Services	67,150.00	450.13	40,437.85	26,712.15	39.78%
5300	Travel:Car Allowance	3,900.00	300.00	3,600.00	300.00	7.69%
5301	Travel:Other Travel	18,000.00	1,778.77	16,715.54	1,284.46	7.14%
5302	Vehicle Maintenance	7,900.00	0.00	0.00	7,900.00	100.00%

Escambia Childrens Trust

Statement of Revenues and Expenditures

From 8/1/2026 Through 8/31/2026

		Total Budget - Revised	Current Period Actual	Current Year Actual	Total Budget Variance - Revised	Percent Total Budget Remaining - Revised
5401	Telephone Expense	5,683.00	0.00	4,587.04	1,095.96	19.28%
5402	Website Administration	1,100.00	430.71	786.89	313.11	28.46%
5500	Freight & Postage Services	3,600.00	2.56	3,153.36	446.64	12.41%
5600	Rent & Utilities:Rent	41,930.00	0.00	41,745.36	184.64	0.44%
5700	Directors & officers insurance	16,500.00	12,256.65	16,487.10	12.90	0.08%
5701	Liability insurance	8,825.00	8,416.60	8,820.60	4.40	0.05%
5703	Surety Bond	1,200.00	0.00	355.00	845.00	70.42%
5800	Printing & binding	3,500.00	0.00	2,603.26	896.74	25.62%
5810	Promotional Activities	22,000.00	1,204.03	10,134.50	11,865.50	53.93%
5820	Other Current Charges	600.00	0.00	81.84	518.16	86.36%
5830	Office Supplies Expense	11,500.00	724.16	11,411.58	88.42	0.77%
5841	Software & Apps	88,000.00	2,529.14	80,390.84	7,609.16	8.65%
5843	Books, Publications, Subscriptions, & Memberships	67,000.00	97.45	60,689.31	6,310.69	9.42%
5850	Training - ECT Internal	15,140.00	200.00	8,391.86	6,748.14	44.57%
5851	Training - External	9,900.00	3,631.06	7,562.19	2,337.81	23.61%
6000	Capital Outlay - Machinery and Equipment	6,760.00	2,521.64	4,777.90	1,982.10	29.32%
	Total Operating	529,503.00	39,647.95	429,734.12	99,768.88	18.84%
80	Grants and Aids					
7000	Grants and Aids:Aids to Private Organizations	10,875,166.00	151,327.17	9,200,227.74	1,674,938.26	15.40%
	Total Grants and Aids	10,875,166.00	151,327.17	9,200,227.74	1,674,938.26	15.40%
	Total Expenses	12,378,093.00	251,503.32	10,570,035.93	1,808,057.07	14.61%
	Net Income (Loss)	605,854.00	(182,449.31)	2,359,113.99	1,753,259.99	289.39%

Escambia Childrens Trust

Functional Statement of Revenues and Expenditures

From 8/1/2026 Through 8/31/2026

		Total Budget - Revised	Current Period Actual	Current Year Actual	YTD Budget Variance - Revised	Percent Total Budget Remaining - Revised
	Revenue					
10	Admin					
311	Ad Valorem Taxes					
30	Operating					
3110	Ad Valorem Taxes	12,117,085.00	0.00	12,117,084.99	(0.01)	(0.00)%
361	Interest					
30	Operating					
3610	Interest income	866,862.00	69,054.01	812,064.93	(54,797.07)	(6.32)%
	Total Admin	12,983,947.00	69,054.01	12,929,149.92	(54,797.08)	(0.42)%
	Total Revenue	12,983,947.00	69,054.01	12,929,149.92	(54,797.08)	(0.42)%
	Expenses					
10	Admin					
513	Financial and Administrative					
30	Operating					
5201	Accounting and Auditing	11,261.00	291.78	10,759.96	501.04	4.45%
5900	Tax Collector Fees	181,794.00	0.00	239,960.28	(58,166.28)	(32.00)%
5910	Bank Fees	8,830.00	958.52	7,763.74	1,066.26	12.08%
5940	Special District Fees	175.00	0.00	175.00	0.00	0.00%
564	Human Services					
10	Personnel Services					
5000	Executive Salaries	130,000.00	10,000.00	116,500.00	13,500.00	10.38%
5010	Regular Salaries and Wages	268,385.00	19,926.98	238,155.80	30,229.20	11.26%
5100	FICA Taxes	30,476.00	2,261.79	26,882.22	3,593.78	11.79%
5101	Retirement Contributions	19,919.00	1,511.33	17,907.47	2,011.53	10.10%
5102	Life and Health Insurance	32,725.00	3,088.42	29,520.19	3,204.81	9.79%
5103	Workers' compensation insurance	895.00	44.88	514.36	380.64	42.53%
30	Operating					
5200	Legal Services	70,000.00	3,000.00	58,195.00	11,805.00	16.86%
5202	Information Technology	10,500.00	746.73	9,165.94	1,334.06	12.71%
5203	Other Professional Services	7,150.00	200.00	4,528.92	2,621.08	36.66%
5300	Travel:Car Allowance	3,900.00	300.00	3,600.00	300.00	7.69%
5301	Travel:Other Travel	9,230.00	1,387.17	9,357.32	(127.32)	(1.38)%
5302	Vehicle Maintenance	3,950.00	0.00	0.00	3,950.00	100.00%
5401	Telephone Expense	3,428.00	0.00	2,818.46	609.54	17.78%
5402	Website Administration	1,000.00	246.12	602.30	397.70	39.77%
5500	Freight & Postage Services	3,500.00	2.56	3,132.40	367.60	10.50%

Escambia Childrens Trust

Functional Statement of Revenues and Expenditures

From 8/1/2026 Through 8/31/2026

		Total Budget - Revised	Current Period Actual	Current Year Actual	YTD Budget Variance - Revised	Percent Total Budget Remaining - Revised
5600	Rent & Utilities:Rent	27,610.00	0.00	27,607.59	2.41	0.01%
5700	Directors & officers insurance	16,500.00	12,256.65	16,487.10	12.90	0.08%
5701	Liability insurance	8,825.00	8,416.60	8,820.60	4.40	0.05%
5703	Surety Bond	1,200.00	0.00	355.00	845.00	70.42%
5800	Printing & binding	3,500.00	0.00	2,603.26	896.74	25.62%
5810	Promotional Activities	20,000.00	0.00	8,835.03	11,164.97	55.82%
5820	Other Current Charges	300.00	0.00	13.50	286.50	95.50%
5830	Office Supplies Expense	6,000.00	404.63	6,006.23	(6.23)	(0.10)%
5841	Software & Apps	23,705.00	301.61	19,995.52	3,709.48	15.65%
5843	Books, Publications, Subscriptions, & Memberships	17,900.00	97.45	15,572.89	2,327.11	13.00%
5850	Training - ECT Internal	11,370.00	200.00	7,021.86	4,348.14	38.24%
6000	Capital Outlay - Machinery and Equipment	3,000.00	1,377.96	1,377.96	1,622.04	54.07%
	Total Admin	937,028.00	67,021.18	894,235.90	42,792.10	4.57%
20	Program					
513	Financial and Administrative					
30	Operating					
5201	Accounting and Auditing	17,653.00	220.10	17,347.22	305.78	1.73%
5910	Bank Fees	0.00	0.14	0.14	(0.14)	0.00%
564	Human Services					
10	Personnel Services					
5010	Regular Salaries and Wages	239,475.00	19,626.80	207,241.39	32,233.61	13.46%
5100	FICA Taxes	18,320.00	1,501.46	15,853.82	2,466.18	13.46%
5101	Retirement Contributions	11,974.00	981.36	10,362.15	1,611.85	13.46%
5102	Life and Health Insurance	1,004.00	84.72	823.49	180.51	17.98%
5103	Workers' compensation insurance	538.00	29.92	306.84	231.16	42.97%
30	Operating					
5200	Legal Services	42,815.00	795.00	34,540.00	8,275.00	19.33%
5202	Information Technology	6,000.00	563.32	5,101.16	898.84	14.98%
5203	Other Professional Services	60,000.00	250.13	35,908.93	24,091.07	40.15%
5301	Travel:Other Travel	8,770.00	391.60	7,358.22	1,411.78	16.10%
5302	Vehicle Maintenance	3,950.00	0.00	0.00	3,950.00	100.00%
5401	Telephone Expense	2,255.00	0.00	1,768.58	486.42	21.57%
5402	Website Administration	100.00	184.59	184.59	(84.59)	(84.59)%
5500	Freight & Postage Services	100.00	0.00	20.96	79.04	79.04%
5600	Rent & Utilities:Rent	14,320.00	0.00	14,137.77	182.23	1.27%

Escambia Childrens Trust

Functional Statement of Revenues and Expenditures

From 8/1/2026 Through 8/31/2026

		Total Budget - Revised	Current Period Actual	Current Year Actual	YTD Budget Variance - Revised	Percent Total Budget Remaining - Revised
5810	Promotional Activities	2,000.00	1,204.03	1,299.47	700.53	35.03%
5820	Other Current Charges	300.00	0.00	68.34	231.66	77.22%
5830	Office Supplies Expense	5,500.00	319.53	5,405.35	94.65	1.72%
5841	Software & Apps	64,295.00	2,227.53	60,395.32	3,899.68	6.07%
5843	Books, Publications, Subscriptions, & Memberships	49,100.00	0.00	45,116.42	3,983.58	8.11%
5850	Training - ECT Internal	3,770.00	0.00	1,370.00	2,400.00	63.66%
5851	Training - External	9,900.00	3,631.06	7,562.19	2,337.81	23.61%
6000	Capital Outlay - Machinery and Equipment	3,760.00	1,143.68	3,399.94	360.06	9.58%
80	Grants and Aids					
7000	Grants and Aids:Aids to Private Organizations	10,875,166.00	151,327.17	9,200,227.74	1,674,938.26	15.40%
	Total Program	11,441,065.00	184,482.14	9,675,800.03	1,765,264.97	15.43%
	Total Expenses	12,378,093.00	251,503.32	10,570,035.93	1,808,057.07	14.61%
	Net Income (Loss)	605,854.00	(182,449.31)	2,359,113.99	1,753,259.99	289.39%

Escambia Childrens Trust

Expanded General Ledger

From 8/1/2026 Through 8/31/2026

Funding Source Code	GL Code	GL Title	Effective	Name	Description	Debit	Credit
4000	1000	Cash in Bank:Hancock Whitney General Fund			Opening Balance	210,926.74	
4000	1000	Cash in Bank:Hancock Whitney General Fund	8/1/2026	Nippon Life Insurance Company of America	Nippon August 2026		393.50
4000	1000	Cash in Bank:Hancock Whitney General Fund	8/3/2026	Branch Benefits Consultants	To replace ck 1724 that was lost in the mail		20,679.25
4000	1000	Cash in Bank:Hancock Whitney General Fund	8/3/2026	Nationwide	Nationwide payment		2,264.62
4000	1000	Cash in Bank:Hancock Whitney General Fund	8/6/2026	Arc Gateway, Inc.	June Services		85,202.73
4000	1000	Cash in Bank:Hancock Whitney General Fund	8/6/2026	Children's Home Society of Florida	Sail 6/30/26		36,418.65
4000	1000	Cash in Bank:Hancock Whitney General Fund	8/6/2026	CPC Office Technologies	Copier Lease 7/30 - 8/29/26		389.66
4000	1000	Cash in Bank:Hancock Whitney General Fund	8/6/2026	CPC Office Technologies	Copier maintenance and overage		443.37
4000	1000	Cash in Bank:Hancock Whitney General Fund	8/6/2026	Escambia County Tax Collector.	4th quarter fees		59,990.07
4000	1000	Cash in Bank:Hancock Whitney General Fund	8/6/2026	Florida Department of Law Enforcement	D. Ray Fingerprint retention		6.00
4000	1000	Cash in Bank:Hancock Whitney General Fund	8/6/2026	iVenture Solutions	Adobe Pro and Adobe Creative Cloud subscriptions		3,054.88
4000	1000	Cash in Bank:Hancock Whitney General Fund	8/6/2026	Legal Services of North FL, Inc.	June Expenses		38,581.66
4000	1000	Cash in Bank:Hancock Whitney General Fund	8/6/2026	Pensacola Promise, Inc. DBA Chain Reaction	May & June Services		19,819.08
4000	1000	Cash in Bank:Hancock Whitney General Fund	8/6/2026	Richard Stone	FACCT conference travel		391.60
4000	1000	Cash in Bank:Hancock Whitney General Fund	8/6/2026	Twin Oaks Juvenile Development, Inc.	Fingerprints paid outside of contract due to ECT change of requirements		97.25
4000	1000	Cash in Bank:Hancock Whitney General Fund	8/6/2026	Webauthor.com	August Software		2,000.00
4000	1000	Cash in Bank:Hancock Whitney General Fund	8/7/2026	ADP Wage Pay	ADP Fees		255.94

Escambia Childrens Trust
Expanded General Ledger
From 8/1/2026 Through 8/31/2026

Funding Source Code	GL Code	GL Title	Effective	Name	Description	Debit	Credit
4000	1000	Cash in Bank:Hancock Whitney General Fund	8/12/2026	United Health Care	United Payment		3,696.20
4000	1000	Cash in Bank:Hancock Whitney General Fund	8/13/2026	ADP Wage Pay	Payroll cash		19,268.91
4000	1000	Cash in Bank:Hancock Whitney General Fund	8/13/2026	ADP Wage Pay	Tax payment		5,949.75
4000	1000	Cash in Bank:Hancock Whitney General Fund	8/13/2026	ADP Wage Pay	Workers Comp payment		37.20
4000	1000	Cash in Bank:Hancock Whitney General Fund	8/13/2026	Hancock Whitney	Bank service fee		952.52
4000	1000	Cash in Bank:Hancock Whitney General Fund	8/14/2026	Boys and Girls Club of the Emerald Coast	Great Futures June 26		71,516.07
4000	1000	Cash in Bank:Hancock Whitney General Fund	8/14/2026	Boys and Girls Club of the Emerald Coast	Mind Time 6.30.26		8,079.07
4000	1000	Cash in Bank:Hancock Whitney General Fund	8/14/2026	Children's Home Society of Florida	Navigators - June 26		111,555.27
4000	1000	Cash in Bank:Hancock Whitney General Fund	8/14/2026	Clark Partington Hart Larry Bond & Stackhouse, P.A.	General Legal - July		3,000.00
4000	1000	Cash in Bank:Hancock Whitney General Fund	8/14/2026	Clark Partington Hart Larry Bond & Stackhouse, P.A.	NWB Legal - July		1,645.00
4000	1000	Cash in Bank:Hancock Whitney General Fund	8/14/2026	Clark Partington Hart Larry Bond & Stackhouse, P.A.	Speciic Legal Services		750.00
4000	1000	Cash in Bank:Hancock Whitney General Fund	8/14/2026	CMB Visions Unlimited, Inc.	June OST services		31,399.34
4000	1000	Cash in Bank:Hancock Whitney General Fund	8/14/2026	Community Action Program Committee, Inc.	CAPC June Match correction		742.31
4000	1000	Cash in Bank:Hancock Whitney General Fund	8/14/2026	Kessler Creative LLC	Resource Guides		37,772.75
4000	1000	Cash in Bank:Hancock Whitney General Fund	8/14/2026	Nationwide	Nationwide payment		2,264.62
4000	1000	Cash in Bank:Hancock Whitney General Fund	8/14/2026	Naval Flight Academy, LLC	July Services		22,469.72

Escambia Childrens Trust
Expanded General Ledger
From 8/1/2026 Through 8/31/2026

Funding Source Code	GL Code	GL Title	Effective	Name	Description	Debit	Credit
4000	1000	Cash in Bank:Hancock Whitney General Fund	8/14/2026	Shawn Yabui	ECT podcast episodes 3 & 4		500.00
4000	1000	Cash in Bank:Hancock Whitney General Fund	8/14/2026	Sisters Annointated to Lead Together Inc.	June Services		1,372.50
4000	1000	Cash in Bank:Hancock Whitney General Fund	8/20/2026	Covenant Hospice Foundation, Inc.	June 26 Services		14,486.78
4000	1000	Cash in Bank:Hancock Whitney General Fund	8/20/2026	Dixon School of Arts and Sciences	Dixon OST June 26		51,518.49
4000	1000	Cash in Bank:Hancock Whitney General Fund	8/20/2026	EPPS Christian Center, Inc	June - July 26 services		27,168.58
4000	1000	Cash in Bank:Hancock Whitney General Fund	8/20/2026	Escambia County School Readiness Coaliton	July 2026 match		19,906.25
4000	1000	Cash in Bank:Hancock Whitney General Fund	8/20/2026	FACCT (Florida Alliance of Children's Councils & Trusts)	FACCT membership 10/1/26 - 9/30/27		20,000.00
4000	1000	Cash in Bank:Hancock Whitney General Fund	8/20/2026	James B. Washington Education and Sports, Inc.	July Services		19,335.58
4000	1000	Cash in Bank:Hancock Whitney General Fund	8/20/2026	Lindsey Cannon	L. Cannon - Parking for FACCT 26 conference		102.37
4000	1000	Cash in Bank:Hancock Whitney General Fund	8/20/2026	Twin Oaks Juvenile Development, Inc.	June Services		69,385.19
4000	1000	Cash in Bank:Hancock Whitney General Fund	8/21/2026	ADP Wage Pay	ADP Fees		255.94
4000	1000	Cash in Bank:Hancock Whitney General Fund	8/21/2026	Hancock Whitney	3CMA conference - M. Moore		750.00
4000	1000	Cash in Bank:Hancock Whitney General Fund	8/21/2026	Hancock Whitney	4 Imprint Promotional items		1,835.63
4000	1000	Cash in Bank:Hancock Whitney General Fund	8/21/2026	Hancock Whitney	Amazon AC return	351.47	
4000	1000	Cash in Bank:Hancock Whitney General Fund	8/21/2026	Hancock Whitney	Best Buy - 2 Ipads and keyboard folio covers		1,396.00
4000	1000	Cash in Bank:Hancock Whitney General Fund	8/21/2026	Hancock Whitney	Best Buy 2 Ipads, folio covers and Applecare		1,595.99

Escambia Childrens Trust
Expanded General Ledger
From 8/1/2026 Through 8/31/2026

Funding Source Code	GL Code	GL Title	Effective	Name	Description	Debit	Credit
4000	1000	Cash in Bank:Hancock Whitney General Fund	8/21/2026	Hancock Whitney	Constant Contact		51.00
4000	1000	Cash in Bank:Hancock Whitney General Fund	8/21/2026	Hancock Whitney	Delta - D. Joyner FACCT conference		278.20
4000	1000	Cash in Bank:Hancock Whitney General Fund	8/21/2026	Hancock Whitney	Delta - M. Moore FACCT conference		606.36
4000	1000	Cash in Bank:Hancock Whitney General Fund	8/21/2026	Hancock Whitney	Delta Seat Charges D. Joyner		24.98
4000	1000	Cash in Bank:Hancock Whitney General Fund	8/21/2026	Hancock Whitney	Dicks - shirts		110.00
4000	1000	Cash in Bank:Hancock Whitney General Fund	8/21/2026	Hancock Whitney	HP Instant Ink		12.89
4000	1000	Cash in Bank:Hancock Whitney General Fund	8/21/2026	Hancock Whitney	Office Depot - copy paper		146.97
4000	1000	Cash in Bank:Hancock Whitney General Fund	8/21/2026	Hancock Whitney	Pensacola Chamber State of Education - D. Ray		55.00
4000	1000	Cash in Bank:Hancock Whitney General Fund	8/21/2026	Hancock Whitney	Pensacola Chamber State of Education - R. Stone		125.00
4000	1000	Cash in Bank:Hancock Whitney General Fund	8/27/2026	ADP Wage Pay	payroll cash		19,452.75
4000	1000	Cash in Bank:Hancock Whitney General Fund	8/27/2026	ADP Wage Pay	Tax payment		6,047.22
4000	1000	Cash in Bank:Hancock Whitney General Fund	8/27/2026	ADP Wage Pay	Workers Comp payment		37.60
4000	1000	Cash in Bank:Hancock Whitney General Fund	8/28/2026	Nationwide	Nationwide payment		2,280.45
4000	1000	Cash in Bank:Hancock Whitney General Fund	8/31/2026	Hancock Whitney	Interest	62,190.47	
					Transaction Total	62,541.94	849,924.71
	Balance...	Cash in Bank:Hancock Whitney General Fund					576,456.03
4000	1010	Cash in Bank:Hancock Whitney Reserve Account			Opening Balance	67,962.45	

Escambia Childrens Trust
Expanded General Ledger
From 8/1/2026 Through 8/31/2026

Funding Source Code	GL Code	GL Title	Effective	Name	Description	Debit	Credit
4000	1010	Cash in Bank:Hancock Whitney Reserve Account	8/31/2026	Hancock Whitney	Interest	6,863.54	
					Transaction Total	6,863.54	0.00
	Balance...	Cash in Bank:Hancock Whitney Reserve Account				74,825.99	
4000	1150	Accounts Receivable - Customers			Current Balance		66,315.36
4000	2000	Accounts Payable (A/P)			Opening Balance	451,409.62	
4000	2000	Accounts Payable (A/P)	8/3/2026	Hancock Whitney	4Imprints - shirts		233.31
4000	2000	Accounts Payable (A/P)	8/3/2026	Hancock Whitney	Promotional items -Back to school		1,204.03
4000	2000	Accounts Payable (A/P)	8/4/2026	Hancock Whitney	USPS - Mail to Auditor General		2.56
4000	2000	Accounts Payable (A/P)	8/4/2026	Richard Stone	FACCT conference travel		391.60
4000	2000	Accounts Payable (A/P)	8/4/2026	Webauthor.com	August Software		2,000.00
4000	2000	Accounts Payable (A/P)	8/6/2026	Arc Gateway, Inc.	June Services	85,202.73	
4000	2000	Accounts Payable (A/P)	8/6/2026	Children's Home Society of Florida	Sail 6/30/26	36,418.65	
4000	2000	Accounts Payable (A/P)	8/6/2026	CPC Office Technologies	Copier maintenance and overage	443.37	
4000	2000	Accounts Payable (A/P)	8/6/2026	Escambia County Tax Collector.	4th quarter fees	59,990.07	
4000	2000	Accounts Payable (A/P)	8/6/2026	Florida Department of Law Enforcement	D. Ray Fingerprint retention	6.00	
4000	2000	Accounts Payable (A/P)	8/6/2026	iVenture Solutions	Adobe Pro and Adobe Creative Cloud subscriptions	3,054.88	
4000	2000	Accounts Payable (A/P)	8/6/2026	Legal Services of North FL, Inc.	June Expenses	38,581.66	
4000	2000	Accounts Payable (A/P)	8/6/2026	Pensacola Promise, Inc. DBA Chain Reaction	May & June Services	19,819.08	
4000	2000	Accounts Payable (A/P)	8/6/2026	Richard Stone	FACCT conference travel	391.60	

Escambia Childrens Trust
Expanded General Ledger
From 8/1/2026 Through 8/31/2026

Funding Source Code	GL Code	GL Title	Effective	Name	Description	Debit	Credit
4000	2000	Accounts Payable (A/P)	8/6/2026	Twin Oaks Juvenile Development, Inc.	Fingerprints paid outside of contract due to ECT change of requirements	97.25	
4000	2000	Accounts Payable (A/P)	8/6/2026	Webauthor.com	August Software	2,000.00	
4000	2000	Accounts Payable (A/P)	8/7/2026	iVenture Solutions	1-August IT		1,310.05
4000	2000	Accounts Payable (A/P)	8/7/2026	iVenture Solutions	1-August Software		529.14
4000	2000	Accounts Payable (A/P)	8/9/2026	Hancock Whitney	HP Instant Ink		12.89
4000	2000	Accounts Payable (A/P)	8/11/2026	Alberto L. Toro Santiago	Board Security 8/11/26		200.00
4000	2000	Accounts Payable (A/P)	8/11/2026	Hancock Whitney	Amazon - replacement mouse		26.82
4000	2000	Accounts Payable (A/P)	8/11/2026	Hancock Whitney	Amazon Training supplies		139.76
4000	2000	Accounts Payable (A/P)	8/11/2026	Hancock Whitney	Office Depot - Business rewards membership		49.00
4000	2000	Accounts Payable (A/P)	8/11/2026	Hancock Whitney	Office depot - Office Chairs		1,235.96
4000	2000	Accounts Payable (A/P)	8/11/2026	Kessler Creative LLC	Resource guides		2,882.75
4000	2000	Accounts Payable (A/P)	8/12/2026	Hancock Whitney	Civic leader Summit - L. Cannon		200.00
4000	2000	Accounts Payable (A/P)	8/12/2026	Hancock Whitney	Office Chair		1,285.68
4000	2000	Accounts Payable (A/P)	8/12/2026	Hancock Whitney	Office Depot - 3 ring binders for trainings		228.95
4000	2000	Accounts Payable (A/P)	8/12/2026	Hancock Whitney	Office depot - 2 pocket folders for trainings		6.00
4000	2000	Accounts Payable (A/P)	8/12/2026	Hancock Whitney	Office Depot - Folders and Notebooks		9.30
4000	2000	Accounts Payable (A/P)	8/12/2026	Hancock Whitney	Office Depot - notebooks and folders		19.20
4000	2000	Accounts Payable (A/P)	8/12/2026	Hancock Whitney	Office Depot 2 pocket folders for trainings - purchases broken up to get discounted price		6.00
4000	2000	Accounts Payable (A/P)	8/12/2026	Hancock Whitney	Office Depot notebooks and folders		15.90
4000	2000	Accounts Payable (A/P)	8/12/2026	Hancock Whitney	Southwest Airlines - M. Moore Denver conference		708.40
4000	2000	Accounts Payable (A/P)	8/12/2026	Hancock Whitney	training supplies		61.33
4000	2000	Accounts Payable (A/P)	8/13/2026	Hancock Whitney	Amazon - wall hangers		9.49
4000	2000	Accounts Payable (A/P)	8/13/2026	Hancock Whitney	Office Depot - Supplies for trainings		97.57

Escambia Childrens Trust
Expanded General Ledger
From 8/1/2026 Through 8/31/2026

Funding Source Code	GL Code	GL Title	Effective	Name	Description	Debit	Credit
4000	2000	Accounts Payable (A/P)	8/14/2026	Boys and Girls Club of the Emerald Coast	Great Futures June 26	71,516.07	
4000	2000	Accounts Payable (A/P)	8/14/2026	Boys and Girls Club of the Emerald Coast	Mind Time 6.30.26	8,079.07	
4000	2000	Accounts Payable (A/P)	8/14/2026	Children's Home Society of Florida	Navigators - June 26	111,555.27	
4000	2000	Accounts Payable (A/P)	8/14/2026	Clark Partington Hart Larry Bond & Stackhouse, P.A.	General Legal - July	3,000.00	
4000	2000	Accounts Payable (A/P)	8/14/2026	Clark Partington Hart Larry Bond & Stackhouse, P.A.	NWB Legal - July	1,645.00	
4000	2000	Accounts Payable (A/P)	8/14/2026	Clark Partington Hart Larry Bond & Stackhouse, P.A.	Speciic Legal Services	750.00	
4000	2000	Accounts Payable (A/P)	8/14/2026	CMB Visions Unlimited, Inc.	June OST services	31,399.34	
4000	2000	Accounts Payable (A/P)	8/14/2026	Community Action Program Committee, Inc.	CAPC June Match correction	742.31	
4000	2000	Accounts Payable (A/P)	8/14/2026	Kessler Creative LLC	Resource guides	37,772.75	
4000	2000	Accounts Payable (A/P)	8/14/2026	Naval Flight Academy, LLC	July Services	22,469.72	
4000	2000	Accounts Payable (A/P)	8/14/2026	Shawn Yabui	ECT podcast episodes 3 & 4	500.00	
4000	2000	Accounts Payable (A/P)	8/14/2026	Sisters Annointated to Lead Together Inc.	June Services	1,372.50	
4000	2000	Accounts Payable (A/P)	8/17/2026	Hancock Whitney	Walgreens - 2 x 8 banner		51.99
4000	2000	Accounts Payable (A/P)	8/18/2026	Hancock Whitney	FedEx - Quality Assurance Plan (45 copies bound)		1,793.25
4000	2000	Accounts Payable (A/P)	8/18/2026	Hancock Whitney	Matchett Towing - 2015 Ford Econoline		142.49
4000	2000	Accounts Payable (A/P)	8/18/2026	Hancock Whitney	Office Depot - Index Dividers		71.27
4000	2000	Accounts Payable (A/P)	8/18/2026	Hancock Whitney	Walmart - training supplies		464.03
4000	2000	Accounts Payable (A/P)	8/18/2026	Lindsey Cannon	L. Cannon - Parking for FACCT 26 conference		102.37

Escambia Childrens Trust
Expanded General Ledger
From 8/1/2026 Through 8/31/2026

Funding Source Code	GL Code	GL Title	Effective	Name	Description	Debit	Credit
4000	2000	Accounts Payable (A/P)	8/19/2026	Hancock Whitney	Chick-Fil-A training meal		718.50
4000	2000	Accounts Payable (A/P)	8/20/2026	Covenant Hospice Foundation, Inc.	June 26 Services	14,486.78	
4000	2000	Accounts Payable (A/P)	8/20/2026	Dixon School of Arts and Sciences	Dixon OST June 26	51,518.49	
4000	2000	Accounts Payable (A/P)	8/20/2026	EPPS Christian Center, Inc	June - July 26 services	27,168.58	
4000	2000	Accounts Payable (A/P)	8/20/2026	Escambia County School Readiness Coaliton	July 2026 match	19,906.25	
4000	2000	Accounts Payable (A/P)	8/20/2026	FACCT (Florida Alliance of Children's Councils & Trusts)	FACCT membership 10/1/26 - 9/30/27	20,000.00	
4000	2000	Accounts Payable (A/P)	8/20/2026	James B. Washington Education and Sports, Inc.	July Services	19,335.58	
4000	2000	Accounts Payable (A/P)	8/20/2026	Lindsey Cannon	L. Cannon - Parking for FACCT 26 conference	102.37	
4000	2000	Accounts Payable (A/P)	8/20/2026	Twin Oaks Juvenile Development, Inc.	June Services	69,385.19	
4000	2000	Accounts Payable (A/P)	8/21/2026	Hancock Whitney	3CMA conference - M. Moore	750.00	
4000	2000	Accounts Payable (A/P)	8/21/2026	Hancock Whitney	4 Imprint Promotional items	1,835.63	
4000	2000	Accounts Payable (A/P)	8/21/2026	Hancock Whitney	Amazon AC return		351.47
4000	2000	Accounts Payable (A/P)	8/21/2026	Hancock Whitney	Best Buy - 2 Ipads and keyboard folio covers	1,396.00	
4000	2000	Accounts Payable (A/P)	8/21/2026	Hancock Whitney	Best Buy 2 Ipads, folio covers and Applecare	1,595.99	
4000	2000	Accounts Payable (A/P)	8/21/2026	Hancock Whitney	Constant Contact	51.00	
4000	2000	Accounts Payable (A/P)	8/21/2026	Hancock Whitney	Delta - D. Joyner FACCT conference	278.20	
4000	2000	Accounts Payable (A/P)	8/21/2026	Hancock Whitney	Delta - M. Moore FACCT conference	606.36	
4000	2000	Accounts Payable (A/P)	8/21/2026	Hancock Whitney	Delta Seat Charges D. Joyner	24.98	
4000	2000	Accounts Payable (A/P)	8/21/2026	Hancock Whitney	Dicks - shirts	110.00	
4000	2000	Accounts Payable (A/P)	8/21/2026	Hancock Whitney	HP Instant Ink	12.89	
4000	2000	Accounts Payable (A/P)	8/21/2026	Hancock Whitney	Office Depot - copy paper	146.97	

Escambia Childrens Trust
Expanded General Ledger
From 8/1/2026 Through 8/31/2026

Funding Source Code	GL Code	GL Title	Effective	Name	Description	Debit	Credit
4000	2000	Accounts Payable (A/P)	8/21/2026	Hancock Whitney	Pensacola Chamber State of Education - D. Ray	55.00	
4000	2000	Accounts Payable (A/P)	8/21/2026	Hancock Whitney	Pensacola Chamber State of Education - R. Stone	125.00	
4000	2000	Accounts Payable (A/P)	8/25/2026	Hancock Whitney	American Airlines - L. Cannon FACCT Board meeting		576.40
4000	2000	Accounts Payable (A/P)	8/25/2026	Hancock Whitney	Matchett Towing - Dodge Caravan		102.64
4000	2000	Accounts Payable (A/P)	8/27/2026	Hancock Whitney	Constant Contact		48.45
4000	2000	Accounts Payable (A/P)	8/31/2026	Clark Partington Hart Larry Bond & Stackhouse, P.A.	1-General legal - August		3,000.00
4000	2000	Accounts Payable (A/P)	8/31/2026	Clark Partington Hart Larry Bond & Stackhouse, P.A.	1-NWB Legal		420.00
4000	2000	Accounts Payable (A/P)	8/31/2026	Clark Partington Hart Larry Bond & Stackhouse, P.A.	1-Specific legal		375.00
4000	2000	Accounts Payable (A/P)	8/31/2026	CMB Visions Unlimited, Inc.	1-August Services		7,978.37
4000	2000	Accounts Payable (A/P)	8/31/2026	Community Action Program Committee, Inc.	1-HS/EHS Match 8/31/26		40,439.48
4000	2000	Accounts Payable (A/P)	8/31/2026	Escambia County School Readiness Coaliton	1-August Match		19,906.24
4000	2000	Accounts Payable (A/P)	8/31/2026	Hancock Whitney	Texas Secretary of State - Credit card fee		0.14
4000	2000	Accounts Payable (A/P)	8/31/2026	Hancock Whitney	Texas Secretary of State - verification of provider contractor		5.00
4000	2000	Accounts Payable (A/P)	8/31/2026	Hancock Whitney	Verizon 7/14 - 8/13/26		430.71
4000	2000	Accounts Payable (A/P)	8/31/2026	James B. Washington Education and Sports, Inc.	1-Bright Pathways August 26		19,732.57
4000	2000	Accounts Payable (A/P)	8/31/2026	Naval Flight Academy, LLC	August Services		15,609.28

Escambia Childrens Trust
Expanded General Ledger
From 8/1/2026 Through 8/31/2026

Funding Source Code	GL Code	GL Title	Effective	Name	Description	Debit	Credit
4000	2000	Accounts Payable (A/P)	8/31/2026	Young Men's Christian Association of NW FL, Inc.	1-Bright Pathways - 8/31/26		12,730.81
4000	2000	Accounts Payable (A/P)	8/31/2026	Youth Left Behind Corp.	YLB 6/1/26 - 8/31/26		32,047.67
					Transaction Total	765,698.58	169,963.82
	Balance...	Accounts Payable (A/P)				1,047,144.38	
4000	2082	CRA TAx Payable - City of Pensacola			Current Balance	1,856,421.90	
4000	2160	Accrued Salaries and Wages Payable			Opening Balance	11,968.82	
4000	2160	Accrued Salaries and Wages Payable	8/13/2026	ADP Wage Pay	Payroll cash	19,268.91	
4000	2160	Accrued Salaries and Wages Payable	8/14/2026		Payroll 8/14/2026	5,526.09	24,795.00
4000	2160	Accrued Salaries and Wages Payable	8/27/2026	ADP Wage Pay	payroll cash	19,452.75	
4000	2160	Accrued Salaries and Wages Payable	8/28/2026		Payroll 8/28/2026	5,606.03	25,058.78
					Transaction Total	49,853.78	49,853.78
	Balance...	Accrued Salaries and Wages Payable				11,968.82	
4000	2161	Accrued Life and Health Insurance Payable			Opening Balance	825.15	
4000	2161	Accrued Life and Health Insurance Payable	8/1/2026	Nippon Life Insurance Company of America	Nippon August 2026	200.42	
4000	2161	Accrued Life and Health Insurance Payable	8/12/2026	United Health Care	United Payment	716.14	
4000	2161	Accrued Life and Health Insurance Payable	8/14/2026		Employee share of health		423.01

Escambia Childrens Trust
Expanded General Ledger
From 8/1/2026 Through 8/31/2026

Funding Source Code	GL Code	GL Title	Effective	Name	Description	Debit	Credit
4000	2161	Accrued Life and Health Insurance Payable	8/28/2026		Employee share of health		423.01
					Transaction Total	916.56	846.02
	Balance...	Accrued Life and Health Insurance Payable				895.69	
4000	2162	Accrued Retirement payments			Opening Balance	4,541.54	
4000	2162	Accrued Retirement payments	8/3/2026	Nationwide	Nationwide payment	2,264.62	
4000	2162	Accrued Retirement payments	8/14/2026		Employee contribution - retirement		1,024.87
4000	2162	Accrued Retirement payments	8/14/2026		Payroll 8/14/2026		1,239.75
4000	2162	Accrued Retirement payments	8/14/2026	Nationwide	Nationwide payment	2,264.62	
4000	2162	Accrued Retirement payments	8/28/2026		Employee contribution - retirement		1,027.51
4000	2162	Accrued Retirement payments	8/28/2026		Payroll 8/28/2026		1,252.94
4000	2162	Accrued Retirement payments	8/28/2026	Nationwide	Nationwide payment	2,280.45	
					Transaction Total	6,809.69	4,545.07
	Balance...	Accrued Retirement payments				6,806.16	
4000	2170	Accrued Taxes Payable			Opening Balance	3,822.44	
4000	2170	Accrued Taxes Payable	8/13/2026	ADP Wage Pay	Tax payment	5,949.75	
4000	2170	Accrued Taxes Payable	8/13/2026	ADP Wage Pay	Workers Comp payment	37.20	
4000	2170	Accrued Taxes Payable	8/14/2026		Employee share of taxes		4,078.21
4000	2170	Accrued Taxes Payable	8/14/2026		Employer taxes		1,871.54
4000	2170	Accrued Taxes Payable	8/14/2026		Workers Comp		37.20
4000	2170	Accrued Taxes Payable	8/27/2026	ADP Wage Pay	Tax payment	6,047.22	
4000	2170	Accrued Taxes Payable	8/27/2026	ADP Wage Pay	Workers Comp payment	37.60	
4000	2170	Accrued Taxes Payable	8/28/2026		Employee share of taxes		4,155.51
4000	2170	Accrued Taxes Payable	8/28/2026		Employer taxes		1,891.71

Escambia Childrens Trust
Expanded General Ledger
From 8/1/2026 Through 8/31/2026

Funding Source Code	GL Code	GL Title	Effective	Name	Description	Debit	Credit
4000	2170	Accrued Taxes Payable	8/28/2026		Workers Comp		37.60
					Transaction Total	12,071.77	12,071.77
	Balance...	Accrued Taxes Payable				3,822.44	
4000	3110	Ad Valorem Taxes			Current Balance		12,117,084.99
4000	3610	Interest income			Opening Balance		743,010.92
4000	3610	Interest income	8/31/2026	Hancock Whitney	Interest		69,054.01
					Transaction Total	0.00	69,054.01
	Balance...	Interest income					812,064.93
4000	5000	Executive Salaries			Opening Balance	106,500.00	
4000	5000	Executive Salaries	8/14/2026		Payroll 8/14/2026	5,000.00	
4000	5000	Executive Salaries	8/28/2026		Payroll 8/28/2026	5,000.00	
					Transaction Total	10,000.00	0.00
	Balance...	Executive Salaries				116,500.00	
4000	5010	Regular Salaries and Wages			Opening Balance	405,843.41	
4000	5010	Regular Salaries and Wages	8/14/2026		Payroll 8/14/2026	19,645.00	
4000	5010	Regular Salaries and Wages	8/28/2026		Payroll 8/28/2026	19,908.78	
					Transaction Total	39,553.78	0.00
	Balance...	Regular Salaries and Wages				445,397.19	
4000	5100	FICA Taxes			Opening Balance	38,972.79	
4000	5100	FICA Taxes	8/14/2026		Payroll 8/14/2026	1,871.54	
4000	5100	FICA Taxes	8/28/2026		Payroll 8/28/2026	1,891.71	
					Transaction Total	3,763.25	0.00
	Balance...	FICA Taxes				42,736.04	

Escambia Childrens Trust
Expanded General Ledger
From 8/1/2026 Through 8/31/2026

Funding Source Code	GL Code	GL Title	Effective	Name	Description	Debit	Credit
4000	5101	Retirement Contributions			Opening Balance	25,776.93	
4000	5101	Retirement Contributions	8/14/2026		Payroll 8/14/2026	1,239.75	
4000	5101	Retirement Contributions	8/28/2026		Payroll 8/28/2026	1,252.94	
					Transaction Total	2,492.69	0.00
	Balance...	Retirement Contributions				28,269.62	
4000	5102	Life and Health Insurance			Opening Balance	27,170.54	
4000	5102	Life and Health Insurance	8/1/2026	Nippon Life Insurance Company of America	Nippon August 2026	193.08	
4000	5102	Life and Health Insurance	8/12/2026	United Health Care	United Payment	2,980.06	
					Transaction Total	3,173.14	0.00
	Balance...	Life and Health Insurance				30,343.68	
4000	5103	Workers' compensation insurance			Opening Balance	746.40	
4000	5103	Workers' compensation insurance	8/14/2026		Workers comp	37.20	
4000	5103	Workers' compensation insurance	8/28/2026		Workers comp	37.60	
					Transaction Total	74.80	0.00
	Balance...	Workers' compensation insurance				821.20	
4000	5200	Legal Services			Opening Balance	88,940.00	
4000	5200	Legal Services	8/31/2026	Clark Partington Hart Larry Bond & Stackhouse, P.A.	1-General legal - August	3,000.00	

Escambia Childrens Trust
Expanded General Ledger
From 8/1/2026 Through 8/31/2026

Funding Source Code	GL Code	GL Title	Effective	Name	Description	Debit	Credit
4000	5200	Legal Services	8/31/2026	Clark Partington Hart Larry Bond & Stackhouse, P.A.	1-NWB Legal	420.00	
4000	5200	Legal Services	8/31/2026	Clark Partington Hart Larry Bond & Stackhouse, P.A.	1-Specific legal	375.00	
					Transaction Total	3,795.00	0.00
	Balance...	Legal Services				92,735.00	
4000	5201	Accounting and Auditing			Opening Balance	27,595.30	
4000	5201	Accounting and Auditing	8/7/2026	ADP Wage Pay	ADP Fees	255.94	
4000	5201	Accounting and Auditing	8/21/2026	ADP Wage Pay	ADP Fees	255.94	
					Transaction Total	511.88	0.00
	Balance...	Accounting and Auditing				28,107.18	
4000	5202	Information Technology			Opening Balance	12,957.05	
4000	5202	Information Technology	8/7/2026	iVenture Solutions	1-August IT	1,310.05	
					Transaction Total	1,310.05	0.00
	Balance...	Information Technology				14,267.10	
4000	5203	Other Professional Services			Opening Balance	39,987.72	
4000	5203	Other Professional Services	8/11/2026	Alberto L. Toro Santiago	Board Security 8/11/26	200.00	
4000	5203	Other Professional Services	8/18/2026	Hancock Whitney	Matchett Towing - 2015 Ford Econoline	142.49	
4000	5203	Other Professional Services	8/25/2026	Hancock Whitney	Matchett Towing - Dodge Caravan	102.64	
4000	5203	Other Professional Services	8/31/2026	Hancock Whitney	Texas Secretary of State - verification of provider contractor	5.00	
					Transaction Total	450.13	0.00

Escambia Childrens Trust
Expanded General Ledger
From 8/1/2026 Through 8/31/2026

Funding Source Code	GL Code	GL Title	Effective	Name	Description	Debit	Credit
	Balance...	Other Professional Services				40,437.85	
4000	5300	Travel:Car Allowance			Opening Balance	3,300.00	
4000	5300	Travel:Car Allowance	8/14/2026		Payroll 8/14/2026	150.00	
4000	5300	Travel:Car Allowance	8/28/2026		Payroll 8/28/2026	150.00	
					Transaction Total	300.00	0.00
	Balance...	Travel:Car Allowance				3,600.00	
4000	5301	Travel:Other Travel			Opening Balance	14,936.77	
4000	5301	Travel:Other Travel	8/4/2026	Richard Stone	FACCT conference travel	391.60	
4000	5301	Travel:Other Travel	8/12/2026	Hancock Whitney	Southwest Airlines - M. Moore Denver conference	708.40	
4000	5301	Travel:Other Travel	8/18/2026	Lindsey Cannon	L. Cannon - Parking for FACCT 26 conference	102.37	
4000	5301	Travel:Other Travel	8/25/2026	Hancock Whitney	American Airlines - L. Cannon FACCT Board meeting	576.40	
					Transaction Total	1,778.77	0.00
	Balance...	Travel:Other Travel				16,715.54	
4000	5401	Telephone Expense			Current Balance	4,587.04	
4000	5402	Website Administration			Opening Balance	356.18	
4000	5402	Website Administration	8/31/2026	Hancock Whitney	Verizon 7/14 - 8/13/26	430.71	
					Transaction Total	430.71	0.00
	Balance...	Website Administration				786.89	
4000	5500	Freight & Postage Services			Opening Balance	3,150.80	
4000	5500	Freight & Postage Services	8/4/2026	Hancock Whitney	USPS - Mail to Auditor General	2.56	
					Transaction Total	2.56	0.00

Escambia Childrens Trust
Expanded General Ledger
From 8/1/2026 Through 8/31/2026

Funding Source Code	GL Code	GL Title	Effective	Name	Description	Debit	Credit
	Balance...	Freight & Postage Services				3,153.36	
4000	5600	Rent & Utilities:Rent			Current Balance	41,745.36	
4000	5700	Directors & officers insurance			Opening Balance	4,230.45	
4000	5700	Directors & officers insurance	8/3/2026	Branch Benefits Consultants	To replace ck 1724 that was lost in the mail -D&O	12,256.65	
4000	5700	Directors & officers insurance	8/31/2026		Correct coding on CMB GL from 5700 to 7000		7,978.37
4000	5700	Directors & officers insurance	8/31/2026		Correct coding on YLB GL from 5700 to 7000		32,047.67
4000	5700	Directors & officers insurance	8/31/2026	CMB Visions Unlimited, Inc.	1-August Services	7,978.37	
4000	5700	Directors & officers insurance	8/31/2026	Youth Left Behind Corp.	YLB 6/1/26 - 8/31/26	32,047.67	
					Transaction Total	52,282.69	40,026.04
	Balance...	Directors & officers insurance				16,487.10	
4000	5701	Liability insurance			Opening Balance	404.00	
4000	5701	Liability insurance	8/3/2026	Branch Benefits Consultants	To replace ck 1724 that was lost in the mail - Commercial package	3,050.05	
4000	5701	Liability insurance	8/3/2026	Branch Benefits Consultants	To replace ck 1724 that was lost in the mail - Cyber	5,366.55	
					Transaction Total	8,416.60	0.00
	Balance...	Liability insurance				8,820.60	
4000	5703	Surety Bond			Current Balance	355.00	
4000	5800	Printing & binding			Opening Balance	2,603.26	
4000	5800	Printing & binding	8/18/2026	Hancock Whitney	FedEx - Quality Assurance Plan (45 copies bound)	1,793.25	
4000	5800	Printing & binding	8/31/2026		FedEX - printing of Quality Assurance Plan for Provider training		1,793.25

Escambia Childrens Trust
Expanded General Ledger
From 8/1/2026 Through 8/31/2026

Funding Source Code	GL Code	GL Title	Effective	Name	Description	Debit	Credit
					Transaction Total	1,793.25	1,793.25
	Balance...	Printing & binding				2,603.26	
4000	5810	Promotional Activities			Opening Balance	8,930.47	
4000	5810	Promotional Activities	8/3/2026	Hancock Whitney	Promotional items -Back to school	1,204.03	
					Transaction Total	1,204.03	0.00
	Balance...	Promotional Activities				10,134.50	
4000	5820	Other Current Charges			Current Balance	81.84	
4000	5830	Office Supplies Expense			Opening Balance	10,687.42	
4000	5830	Office Supplies Expense	8/3/2026	Hancock Whitney	4Imprints - shirts	233.31	
4000	5830	Office Supplies Expense	8/6/2026	CPC Office Technologies	Copier Lease 7/30 - 8/29/26	389.66	
4000	5830	Office Supplies Expense	8/9/2026	Hancock Whitney	HP Instant Ink	12.89	
4000	5830	Office Supplies Expense	8/11/2026	Hancock Whitney	Amazon - replacement mouse	26.82	
4000	5830	Office Supplies Expense	8/13/2026	Hancock Whitney	Amazon - wall hangers	9.49	
4000	5830	Office Supplies Expense	8/17/2026	Hancock Whitney	Walgreens - 2 x 8 banner	51.99	
					Transaction Total	724.16	0.00
	Balance...	Office Supplies Expense				11,411.58	
4000	5841	Software & Apps			Opening Balance	77,861.70	
4000	5841	Software & Apps	8/4/2026	Webauthor.com	August Software	2,000.00	
4000	5841	Software & Apps	8/7/2026	iVenture Solutions	1-August Software	529.14	
					Transaction Total	2,529.14	0.00
	Balance...	Software & Apps				80,390.84	
4000	5843	Books, Publications, Subscriptions, & Memberships			Opening Balance	60,591.86	
4000	5843	Books, Publications, Subscriptions, & Memberships	8/11/2026	Hancock Whitney	Office Depot - Business rewards membership	49.00	

Escambia Childrens Trust
Expanded General Ledger
From 8/1/2026 Through 8/31/2026

Funding Source Code	GL Code	GL Title	Effective	Name	Description	Debit	Credit
4000	5843	Books, Publications, Subscriptions, & Memberships	8/27/2026	Hancock Whitney	Constant Contact	48.45	
					Transaction Total	97.45	0.00
	Balance...	Books, Publications, Subscriptions, & Memberships				60,689.31	
4000	5850	Training - ECT Internal			Opening Balance	8,191.86	
4000	5850	Training - ECT Internal	8/12/2026	Hancock Whitney	Civic leader Summit - L. Cannon	200.00	
					Transaction Total	200.00	0.00
	Balance...	Training - ECT Internal				8,391.86	
4000	5851	Training - External			Opening Balance	3,931.13	
4000	5851	Training - External	8/11/2026	Hancock Whitney	Amazon Training supplies	139.76	
4000	5851	Training - External	8/12/2026	Hancock Whitney	Office Depot - 3 ring binders for trainings	228.95	
4000	5851	Training - External	8/12/2026	Hancock Whitney	Office depot - 2 pocket folders for trainings	6.00	
4000	5851	Training - External	8/12/2026	Hancock Whitney	Office Depot - Folders and Notebooks	9.30	
4000	5851	Training - External	8/12/2026	Hancock Whitney	Office Depot - notebooks and folders	19.20	
4000	5851	Training - External	8/12/2026	Hancock Whitney	Office Depot 2 pocket folders for trainings - purchases broken up to get discounted price	6.00	
4000	5851	Training - External	8/12/2026	Hancock Whitney	Office Depot notebooks and folders	15.90	
4000	5851	Training - External	8/12/2026	Hancock Whitney	training supplies	61.33	
4000	5851	Training - External	8/13/2026	Hancock Whitney	Office Depot - Supplies for trainings	97.57	
4000	5851	Training - External	8/18/2026	Hancock Whitney	Office Depot - Index Dividers	71.27	
4000	5851	Training - External	8/18/2026	Hancock Whitney	Walmart - training supplies	464.03	
4000	5851	Training - External	8/19/2026	Hancock Whitney	Chick-Fil-A training meal	718.50	

Escambia Childrens Trust
Expanded General Ledger
From 8/1/2026 Through 8/31/2026

Funding Source Code	GL Code	GL Title	Effective	Name	Description	Debit	Credit
4000	5851	Training - External	8/31/2026		FedEX - printing of Quality Assurance Plan for Provider training	1,793.25	
					Transaction Total	3,631.06	0.00
	Balance...	Training - External				7,562.19	
4000	5900	Tax Collector Fees			Current Balance	239,960.28	
4000	5910	Bank Fees			Opening Balance	6,805.22	
4000	5910	Bank Fees	8/3/2026	Branch Benefits Consultants	To replace ck 1724 that was lost in the mail - ACH transaction fee	6.00	
4000	5910	Bank Fees	8/13/2026	Hancock Whitney	Bank service fee	952.52	
4000	5910	Bank Fees	8/31/2026	Hancock Whitney	Texas Secretary of State - Credit card fee	0.14	
					Transaction Total	958.66	0.00
	Balance...	Bank Fees				7,763.88	
4000	5940	Special District Fees			Current Balance	175.00	
4000	6000	Capital Outlay - Machinery and Equipment			Opening Balance	2,256.26	
4000	6000	Capital Outlay - Machinery and Equipment	8/11/2026	Hancock Whitney	Office depot - Office Chairs	1,235.96	
4000	6000	Capital Outlay - Machinery and Equipment	8/12/2026	Hancock Whitney	Office Chair	1,285.68	
					Transaction Total	2,521.64	0.00
	Balance...	Capital Outlay - Machinery and Equipment				4,777.90	
4000	7000	Grants and Aids:Aids to Private Organizations			Opening Balance	9,048,900.57	

Escambia Childrens Trust
Expanded General Ledger
From 8/1/2026 Through 8/31/2026

Funding Source Code	GL Code	GL Title	Effective	Name	Description	Debit	Credit
4000	7000	Grants and Aids:Aids to Private Organizations	8/11/2026	Kessler Creative LLC	Resource guides	2,882.75	
4000	7000	Grants and Aids:Aids to Private Organizations	8/31/2026		Correct coding on CMB GL from 5700 to 7000	7,978.37	
4000	7000	Grants and Aids:Aids to Private Organizations	8/31/2026		Correct coding on YLB GL from 5700 to 7000	32,047.67	
4000	7000	Grants and Aids:Aids to Private Organizations	8/31/2026	Community Action Program Committee, Inc.	1-HS/EHS Match 8/31/26	40,439.48	
4000	7000	Grants and Aids:Aids to Private Organizations	8/31/2026	Escambia County School Readiness Coaliton	1-August Match	19,906.24	
4000	7000	Grants and Aids:Aids to Private Organizations	8/31/2026	James B. Washington Education and Sports, Inc.	1-Bright Pathways August 26	19,732.57	
4000	7000	Grants and Aids:Aids to Private Organizations	8/31/2026	Naval Flight Academy, LLC	August Services	15,609.28	
4000	7000	Grants and Aids:Aids to Private Organizations	8/31/2026	Young Men's Christian Association of NW FL, Inc.	1-Bright Pathways - 8/31/26	12,730.81	
					Transaction Total	151,327.17	0.00
	Balance...	Grants and Aids:Aids to Private Organizations				9,200,227.74	
Report Opening/Current Balance						12,926,411.27	12,926,411.27
Report Transaction Totals						1,198,078.47	1,198,078.47
Report Current Balances						14,124,489.74	14,124,489.74

Escambia Childrens Trust
Expanded General Ledger
From 8/1/2026 Through 8/31/2026

Funding Source Code	GL Code	GL Title	Effective	Name	Description	Debit	Credit
Report Difference						0.00	

Escambia Children's Trust Contract Schedule as of 8/31/2026

RFP #	Period covered	Agency Name	Project Name	Total requested	Total awarded as of 8/31/2026	Total drawn down as of 8/31/2026	Amount surrendered	Remaining awarded funds as of 8/31/2026	Balance of 3 to 5 year request	% of time left in current contract year	% of budget left in current contract year
Sole Source	5/1/23 - 6/30/26	Legal Services of NW FL	Increased Representation of Dependent Cheildren & Kids with Educational issues	$ 2,154,050.00	$ 2,154,050.00	$ 1,690,959.01	$ 463,090.99	$ -	$ -	0%	0%
RFP-03 OST	3/01/23 -7/31/26	Boys and Girls Club of the Emerald Coast	Great Futures in Escambia County	$ 2,437,794.00	$ 2,437,794.00	$ 1,871,970.94	$ 565,823.06	$ -	$ -	0%	0%
RFP-03 OST	3/01/23 - 2/28/26	Central Gulf Coast CDF Freedom Schools	Something Inside So Strong	$ 430,090.00	$ 430,090.00	$ 234,087.95	$ 196,002.05	$ -	$ -	0%	0%
RFP-03 OST	3/01/23 -7/31/26	Pensacola Promise, Inc. DBA Chain Reaction	Service Learning and Leadership	$ 593,965.00	$ 593,965.00	$ 581,394.91	$ 12,570.09	$ 0.00	$ 0.00	0%	0%
RFP-03 OST	3/01/23 -7/31/26	Children's Home Society of Florida - Western Division	SAIL Academy	$ 863,542.00	$ 863,542.00	$ 699,158.66	$ 164,383.34	$ -	$ -	0%	0%
RFP-03 OST	3/01/23 - 5/31/26	City of Pensacola Parks and Recreation Department	PPRD After School Program	$ 1,735,370.00	$ 1,735,370.00	$ 1,046,329.37	$ 689,040.63	$ -	$ -	0%	0%
RFP-03 OST	3/01/23 -7/31/26	CMB Visions Unlimited, Inc.	B.A.S.I.S.	$ 1,250,583.00	$ 1,250,583.00	$ 1,085,458.41	$ 57,721.73	$ 107,402.86	$ 107,402.86	0%	19%
RFP-03 OST	3/01/23 -7/31/26	Covenant Hospice Foundation Inc	Camp Monarch	$ 601,925.00	$ 601,925.00	$ 290,706.33	$ 311,218.67	$ -	$ -	0%	0%
RFP-03 OST	3/01/23 -7/31/26	Dixon School of Arts and Sciences	Dixon After Hours	$ 1,167,500.00	$ 1,167,500.00	$ 1,008,452.31	$ 159,047.69	$ -	$ -	0%	0%
RFP-03 OST	3/01/23 -7/31/26	Epps Christian Center	Steps to Success	$ 795,900.00	$ 795,900.00	$ 672,608.70	$ 123,291.30	$ -	$ -	0%	0%
RFP-03 OST	3/01/23 -7/31/26	James B Washington Education and Sports Inc	Tutoring Towards Tomorrow's Dreams	$ 999,152.00	$ 999,152.00	$ 998,029.56	$ 1,122.44	$ (0.00)	$ (0.00)	0%	0%
RFP-03 OST	3/01/23 -7/31/26	Lamplighter Academic and Mentoring Program	Project Ignite	$ 504,969.00	$ 504,969.00	$ 394,778.44	$ 41,372.94	$ 68,817.62	$ 68,817.62	0%	29%
RFP-03 OST	3/01/23 -7/31/26	Pensacola Children's Chorus	Sing to Succeed	$ 573,559.00	$ 573,559.00	$ 338,957.64	$ 126,884.27	$ 107,717.09	$ 107,717.09	0%	39%
RFP-03 OST	3/01/23 -7/31/26	Pensacola Little Theatre	Character Building Through Building	$ 359,618.00	$ 359,618.00	$ 160,072.27	$ 199,545.73	$ -	$ -	0%	0%
RFP-03 OST	3/01/23 -5/31/26	Pensacola MESS Hall	Science After School	$ 217,141.00	$ 217,141.00	$ 164,646.57	$ 52,494.43	$ -	$ -	0%	0%
RFP-03 OST	3/01/23 -7/31/26	SALT Ministry (Sisters Anointed to Lead Together)	Excellence on Your Level-Be You! Mentoring	$ 51,560.00	$ 51,560.00	$ 39,490.70	$ 12,069.30	$ -	$ -	0%	0%
RFP-03 OST	3/01/23 -7/31/26	YMCA of Northwest Florida	ECT out of School Time	$ 2,704,312.00	$ 2,704,312.00	$ 1,715,120.55	$ 989,191.45	$ -	$ -	0%	0%
ITB2023-02 HMG	7/01/23 - 8/31/26	Arc Gateway	Help Me Grow	$ 4,121,115.00	$ 4,121,115.00	$ 2,753,671.82	$ 1,219,106.30	$ 148,336.88	$ 148,336.88	7%	11%
Match app	10/1/23 - 9/30/26	Early Learning Coalition	Al Henderson	$ 716,625.00	$ 716,625.00	$ 696,706.82	$ 0.88	$ 19,917.30	$ 19,917.30	8%	8%
RFP # 2023-01	10/1/23 - 9/30/26	Twin Oaks Juvenile Development	Escambia Connects	$ 3,298,698.00	$ 3,298,698.00	$ 2,513,462.57	$ 405,889.92	$ 379,345.51	$ 379,345.51	8%	34%
RFP # 2023-01	10/1/23 - 9/30/26	Youths Left behind	After School Peer Empowerment Program	$ 384,164.80	$ 384,164.80	$ 332,554.82	$ 10,585.34	$ 41,024.64	$ 41,024.64	17%	24%
RFP # 2023-01	10/1/23 - 9/30/26	Boys and Girls Club	Mind Time	$ 281,763.00	$ 281,763.00	$ 177,424.63	$ 104,338.37	$ -	$ -	17%	0%
RFP # 2023-01	10/1/23 - 9/30/26	Omega Lamplighters	Project P.R.I.D.E.	$ 733,052.00	$ 733,052.00	$ 379,979.06	$ 128,931.86	$ 224,141.08	$ 224,141.08	17%	88%
RFP # 2023-01	10/1/23 - 9/30/26	New World Believers	H.O.O.P.S	$ 1,711,510.00	$ 1,711,510.00	$ 931,575.65	$ 779,934.35	$ -	$ -	0%	0%
Sole Source	7/1/2024 - 6/30/2027	Children's Home Society of Florida -Navigators	CHS Social Service Navigator program	$ 3,917,449.00	$ 2,572,850.00	$ 2,411,880.48	$ 65,511.39	$ 95,458.13	$ 1,440,057.13	0%	7%
ITB 2024-01	11/1/2024 - 10/31/2029	United Way of West Florida	Heathy Schools	$ 13,500,000.00	$ 2,700,000.00	$ 996,116.09	$ 493,165.99	$ 1,210,717.92	$ 12,010,717.92	17%	67%
Sole Source	12/1/2024 - 11/30/2027	National Flight Academy	National Flight Academy	$ 1,190,621.00	$ 780,261.00	$ 700,119.30	$ -	$ 80,141.70	$ 490,501.70	25%	20%
RFP 2025-01	05/01/2025 - 4/30/2026	B.R.A.C.E	Disaster Defenders	$ 41,379.00	$ 41,379.00	$ 35,918.65	$ 5,460.35	$ -	$ -	0%	0%
RFP 2025-01	05/01/2025 - 4/30/2026	Children's Home Society	Eagles Beyond the Bell	$ 48,220.00	$ 48,220.00	$ 41,591.43	$ 6,628.57	$ -	$ -	0%	0%
RFP 2025-01	05/01/2025 - 4/30/2026	CMB Vision	Beyond the Bell mentorship	$ 50,000.00	$ 50,000.00	$ 29,675.67	$ 20,324.33	$ -	$ -	0%	0%
RFP 2025-01	05/01/2025 - 4/30/2026	Dixon School of Arts and Sciences	Dixon After hours Steam Explorer Academy	$ 50,000.00	$ 50,000.00	$ 22,617.67	$ 27,382.33	$ -	$ -	0%	0%
RFP 2025-01	05/01/2025 - 4/30/2026	General Daniel Chappie James Flight Acadamy	Chappie James Flight Academy	$ 40,623.00	$ 40,623.00	$ 36,737.12	$ 3,885.88	$ -	$ -	0%	0%
RFP 2025-01	05/01/2025 - 4/30/2026	GIRLS Inc.	My Selfie needs no filter	$ 50,000.00	$ 50,000.00	$ 38,122.19	$ 11,877.81	$ -	$ -	0%	0%
RFP 2025-01	05/01/2025 - 4/30/2026	Golden Elite Track and Field Club	Golden Dreams	$ 50,000.00	$ 50,000.00	$ 34,684.58	$ 15,315.42	$ -	$ -	0%	0%
RFP 2025-01	05/01/2025 - 4/30/2026	Gulf Coast Kids House	Child Abuse Prevention Education	$ 50,000.00	$ 50,000.00	$ 50,000.00	$ -	$ -	$ -	0%	0%
RFP 2025-01	05/01/2025 - 4/30/2026	Healthy Start	Prenatal Home Visits	$ 11,475.00	$ 11,475.00	$ 8,369.82	$ 3,105.18	$ -	$ -	0%	0%
RFP 2025-01	05/01/2025 - 4/30/2026	Hope Above Fear	Empowering Youth, preventing substance use	$ 48,807.00	$ 48,807.00	$ 33,662.21	$ 15,144.79	$ -	$ -	0%	0%
RFP 2025-01	05/01/2025 - 4/30/2026	James B. Washington Educaiton and Sports	Steam Future leaders of NW FL	$ 50,000.00	$ 50,000.00	$ 34,775.32	$ 15,224.68	$ -	$ -	0%	0%
RFP 2025-01	05/01/2025 - 4/30/2026	Ready Kids	Building Bright Futures	$ 50,000.00	$ 50,000.00	$ 47,556.13	$ 2,443.87	$ -	$ -	0%	0%
RFP 2025-01	05/01/2025 - 4/30/2026	Rosa Verde Foundation, Inc	Child hood hunger Initiative	$ 21,000.00	$ 21,000.00	$ 9,917.17	$ 11,082.83	$ -	$ -	0%	0%
RFP 2025-01	05/01/2025 - 4/30/2026	Youths left behind	Care-A-Van	$ 50,000.00	$ 50,000.00	$ 47,588.00	$ 2,412.00	$ -	$ -	0%	0%

Escambia Children's Trust Contract Schedule as of 8/31/2026

RFP #	Period covered	Agency Name	Project Name	Total requested	Total awarded as of 8/31/2026	Total drawn down as of 8/31/2026	Amount surrendered	Remaining awarded funds as of 8/31/2026	Balance of 3 to 5 year request	% of time left in current contract year	% of budget left in current contract year
Match app	12/1/25 - 11/30/26	Community Action Program Committee	Head Start	$ 1,147,013.00	$ 1,147,013.00	$ 416,443.37	$ -	$ 730,569.63	$ 730,569.63	25%	64%
Sole Source	12/1/25 - 11/30/2028	Community Health, NWF	Clear Vision to Learn Escambia	$ 1,500,000.00	$ 1,300,000.00	$ 369,460.78	$ -	$ 930,539.22	$ 1,130,539.22	33%	72%
RFP 26-01 Bright Pathways	08/01/26 -7/31/29	Boys and Girls Club of the Emerald Coast	Ensuring Great Futures	$ 1,050,000.00	$ 350,000.00	$ -		$ 350,000.00	$ 1,050,000.00	92%	100%
RFP 26-01 Bright Pathways	08/01/26 -7/31/29	Children's Home Society of Florida - Western Division (SAIL)	SAIL Academy	$ 825,000.00	$ 275,000.00	$ -		$ 275,000.00	$ 825,000.00	92%	100%
RFP 26-01 Bright Pathways	08/01/26 -7/31/29	City of Pensacola Parks and Recreation Department	Out of School Time	$ 1,050,000.00	$ 350,000.00	$ -		$ 350,000.00	$ 1,050,000.00	92%	100%
RFP 26-01 Bright Pathways	08/01/26 -7/31/29	CMB Visions Unlimited, Inc.	Be a Success in School (B.A.S.I.S.)	$ 675,000.00	$ 225,000.00	$ 7,978.37		$ 217,021.63	$ 667,021.63	92%	96%
RFP 26-01 Bright Pathways	08/01/26 -7/31/29	Dixon School of Arts and Sciences	Dixon After hours performing Arts and Steam Academies	$ 750,000.00	$ 250,000.00	$ -		$ 250,000.00	$ 750,000.00	92%	100%
RFP 26-01 Bright Pathways	08/01/26 -7/31/29	Escambia County	Elevate, Discipline, Excellence, Now (E.D.E.N)	$ 150,000.00	$ 50,000.00	$ -		$ 50,000.00	$ 150,000.00	92%	100%
RFP 26-01 Bright Pathways	08/01/26 -7/31/29	James B Washington Education and Sports Inc	JBWES Bright Pathways	$ 1,050,000.00	$ 350,000.00	$ 19,732.57		$ 330,267.43	$ 1,030,267.43	92%	94%
RFP 26-01 Bright Pathways	08/01/26 -7/31/29	YMCA of Northwest Florida	YMCA Bright Pathways	$ 958,620.00	$ 319,540.00	$ 12,730.81		$ 306,809.19	$ 945,889.19	92%	96%
CRA		Escambia County		$ 2,170,066.26		$ 2,170,066.26			$ -		
CRA		City of Pensacola		$ 1,851,333.70		$ 1,851,333.70			$ -		
			Total	$ 62,332,046.76	$ 41,216,607.80	$ 31,161,047.66	$ 7,803,732.27	$ 6,273,227.83	$ 23,367,266.83		

Escambia Children's Trust Obligated Cash		
August 31, 2026		
Operating Account Cash Balance	$	22,059,999.62
Less Current Contracts/liabilities		
Matching Contracts (**Through 11/30/26**)	$	750,486.93
Sole-Source Grants (Dates ending **6/30/26 through 11/30/28**)	$	3,061,098.05
Help-Me-Grow (Through 9/30/26)	$	148,336.87
Children's Out-of-School Time Programs (Through 7/31/26)	$	283,937.57
Children's Mental Health Programs (Through 9/30/26)	$	644,511.23
Healthy Schools (Through 10/31/2028)	$	4,810,717.92
Bright Pathways (Through 7/31/2029)	$	6,468,178.25
Operations through September 30, 2026	$	101,320.81
Current Liabilities	$	882,029.04
Operating Account Balance (Future Contracts)	$	4,909,382.95

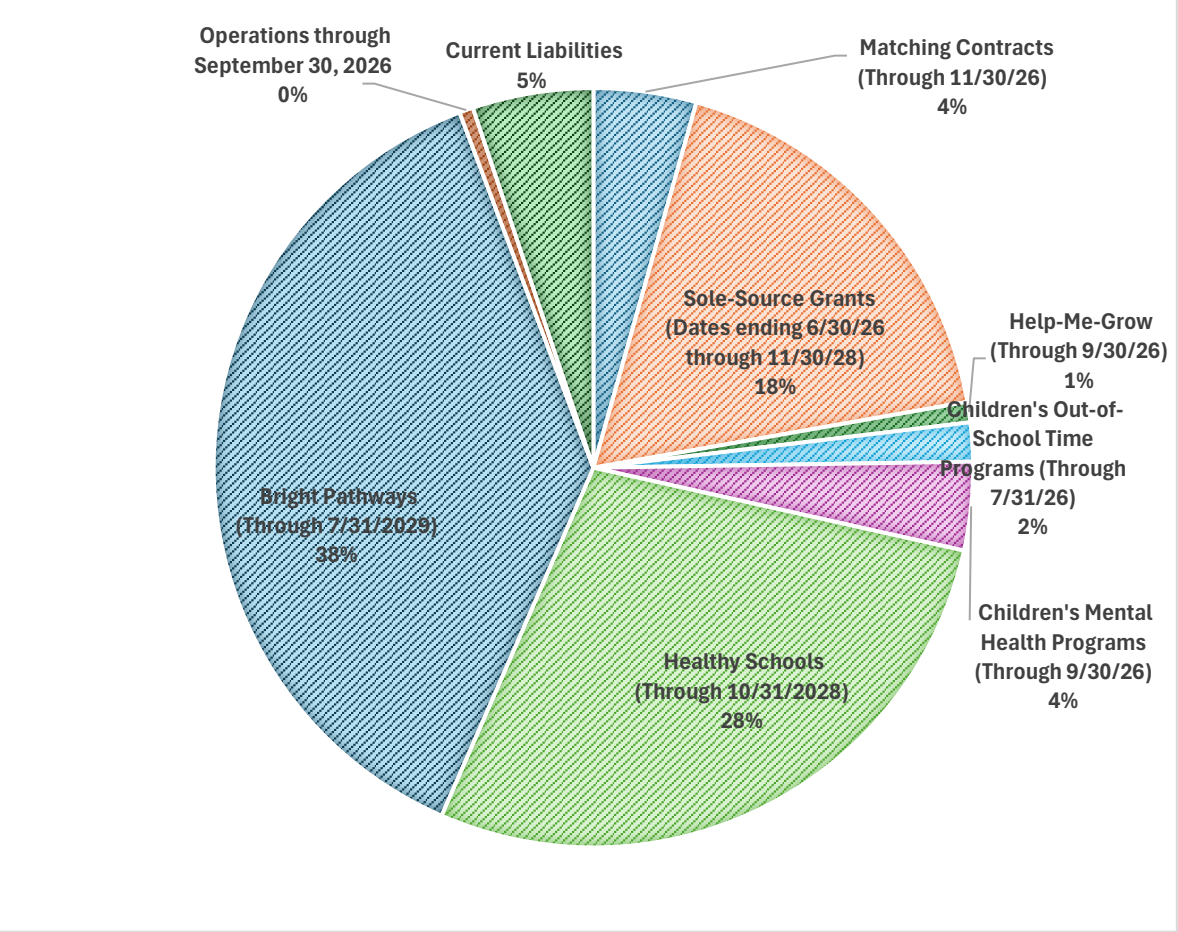

Project Renewal Budget Request

ESCAMBIA CHILDREN'S TRUST
Our Children. Our Community. Our Future.

Organization Name:	**United Way of West Florida**
Project Name:	**Healthy Schools Escambia**
Project Period: MM/DD/YY to MM/DD/YY	**11/1/2026 - 10/31/2027**

Complete this form using MS Excel.

- Submit the proposed project budget using this form **ONLY** along with your proposal narrative.
- Include all revenue and expenses for the proposed project. Net income should equal zero ($0).
- If necessary, add line items to reflect all anticipated revenue and expenses.

	Year 3 Original Budget	Requested Year 3 budget	Requested budget change
Revenue			
ECT Request	$ 2,700,000.00	$ 2,700,000.00	$ -
			$ -
Total Revenue	$ 2,700,000.00	$ 2,700,000.00	$ -
Expenses			
Personnel (Salary and Wages)	$ 510,542.00	$ 507,478.00	$ (3,064.00)
Benefits (Insurance, Retirement, etc.)	$ 159,782.00	$ 64,910.00	$ (94,872.00)
Accounting & Auditing		$ 13,840.00	$ 13,840.00
IT Services	$ 10,920.00	$ 20,200.00	$ 9,280.00
Contract Labor	$ 145,920.00	$ 326,820.00	$ 180,900.00
Staff Travel (Local, Out-of-County, etc.)	$ 2,250.00	$ 13,150.00	$ 10,900.00
Printing & Binding	$ 15,000.00	$ 15,000.00	$ -
Office Supplies (Items < $5,000)	$ 3,248.00	$ 15,000.00	$ 11,752.00
Software or Apps		$ 42,153.00	$ 42,153.00
Professional Development	$ 9,000.00	$ 14,800.00	$ 5,800.00
Fingerprinting and Background checks	$ 484.00	$ 500.00	$ 16.00
Food and Snacks	$ 45,000.00	$ 83,400.00	$ 38,400.00
Client/Participent Transportation	$ 150,000.00	$ 6,000.00	$ (144,000.00)
Sub-grants to Partner Organizations	$ 1,215,209.00	$ 977,608.00	$ (237,601.00)
Participant incentives	$ 30,000.00	$ 42,000.00	$ 12,000.00
Volunteer Training	$ 4,500.00		$ (4,500.00)
Program Supplies	$ 30,000.00	$ 179,000.00	$ 149,000.00
Field Trips	$ 30,000.00	$ 36,000.00	$ 6,000.00
Direct Client Assistance	$ 112,500.00	$ 51,000.00	$ (61,500.00)
			$ -
Total Direct Expenses	$ 2,474,355	$ 2,408,859	$ (65,496.00)
Indirect expenses (state % used)	$ 225,645	$ 291,141	$ 65,496.00
Total Expenses	$ 2,700,000	$ 2,700,000	$ -
Net Income	$ -	$ -	$ -

Indirect Percentage	***9.12%***	***12.09%***

Escambia Children's Trust Funding Application Budget with Narrative				
Agency Name		United Way of West Florida		
Program Name		Healthy Schools Escambia		
Period funding requested for		11/1/2026 - 10/31/2027		
Proposed number participants				
		Year 1		
Line Item	Explanation	Other funding	ECT funding requested	Total budget
Salaries/ Wages	List position, number of employees in positions at same payrate and number of hours worked during grant period. These are W-2 employees.			
	Program Director, Salaried @ $65,000		$ 65,000.00	$ 507,478.48
	Program Coordinator, salaried @ $58,676.80		$ 58,676.80	
	Program Coordinator, salaried @ $58,572.80		$ 58,572.80	
	2 Program Coordinators, salaried @ $56, 638.40		$ 113,276.80	
	2 Program Coordinators, salaried @ $54,994.20		$ 109,988.40	
	Administrative Coordinator @ $24/hr, full time		$ 49,920.00	
	2 Part Time Bus Drivers @ $19/hr, approx 20 hrs/ week each		$ 39,520.00	
	VP of Impact Svc - 15% of total salary, $83,491.20		$ 12,523.68	
	Total	$ -	$ 507,478.48	
Salaries/ Wages Indirect	These are staff members that would have previously been submitted under the indirect costs line item.			
	Office Coordinator - $19.06/hr, 50% of total time		$ 19,822.40	$ 113,822.80
	CEO - 10% of total salary $141,939.20		$ 14,193.92	
	Director of Operations - 10% of total salary, $73,465.60		$ 7,346.56	
	Director of Marketing - 5% of total salary, $65,000		$ 3,250.00	
	Marketing Assistant - $18/hr, 5% of total time		$ 1,872.00	
	Director of Finance - 20% of total Salary $ 88,857.60		$ 17,771.52	
	Accounting Specialist - $20/hr, 75% of total time		$ 31,200.00	
	Data Analyst - $24.52/hr, 25% of total time		$ 12,750.40	
	Outreach Coordinator - $18/hr, 15% of total time		$ 5,616.00	
	Total	$ -	$ 113,822.80	
Benefits	List benefits paid			
	FICA @7.65% of gross wages		$ 38,822.10	$ 64,910.26
	Fed/State Unemployment @ $231/employee that is 100% HSE (10 employees)		$ 2,310.00	
	Fed/State Unemployment @ $231/employee at 15% for partial HSE Employees		$ 34.65	
	Workers Comp - 0.17% of gross wages		$ 862.71	
	Health Insurance -100% HSE Employees: 4 employees @ $8,753.04/year; 1 employee @ 7,239.12/year. Partial HSE Employees - 3 Employees totaling $8753.04/year @ 15%		$ 1,312.96	
	Retirement Match @ 3% of gross wages		$ 15,224.35	
	PEO Fee @ 1.25% of gross wages		$ 6,343.48	
	Total	$ -	$ 64,910.26	
Benefits - Indirect	List benefits paid for staff who would have previously been in the indirect cost line.			
	FICA @7.65%		$ 8,707.44	$ 117,210.35
	Fed/State Unemployment @ $231/employee at 215% for partial HSE Employees		$ 496.65	
	Workers Comp - 0.17%		$ 19.35	
	Health Insurance - Partial HSE Employees - 4 Employees totaling $47976.48/year @ 215%		$ 103,149.43	
	Retirement Match @ 3%		$ 3,414.68	
	PEO Fee @ 1.25% of gross wages		$ 1,422.79	
	Total	$ -	$ 117,210.35	

Line Item	Explanation	Other funding	ECT funding requested	Total budget
Accounting & Auditing	List amounts for accounting/bookkeeping services, audit, payroll processing fees, etc.			
	27.68% of audit expenses, $50,000 estimated total of single audit		$ 13,840.00	$ 13,840.00
	Total	$ -	$ 13,840.00	
IT Services	List amounts for any IT contracts you have or IT services you anticipate.			
	IT Managed Services - $200/month, 8 employees, 12 months		$ 19,200.00	$ 20,200.00
	IT R&M		$ 1,000.00	
	Total	$ -	$ 20,200.00	
IT Services - Indirect	List amounts for any IT contracts that would have previously been in the indirect cost line.			
	Six Watch IT Services - Network Service Managed Services - $5000*27.68%		$ 1,384.00	$ 1,979.12
	First Citizens Printer Lease - $2150*27.68%		$ 595.12	
	Total	$ -	$ 1,979.12	
Contract Labor	List any 1099 employees working for you and the amount that their contract states they will get paid.			
	Tutoring - OJ Semmes Afterschool - 12 tutors @$30/hr, 5 hrs/ week, 32 weeks		$ 57,600.00	$ 326,820.00
	Tutoring - OJ Semmes Intervention Education - 2 tutors @30/ hr, 12 hrs / week, 32 weeks		$ 23,040.00	
	Tutoring - OJ Semmes - Summer - 4 tutors @ $30/hr, 8 hrs / week, 4 weeks		$ 3,840.00	
	Tutoring - WPE afterschool - 11 tutors @ $30/hr, 5 hrs/week, 32 weeks		$ 52,800.00	
	Tutoring - WPE Enrichment - 1 tutor @ $30/hr, 11 hrs/week, 32 weeks		$ 10,560.00	
	Tutoring - WPE Literacy - 2 tutors @ $30/hr, 25 hrs/week, 28 weeks		$ 28,000.00	
	Tutoring - WPE Texture Lab - 1 tutor @ $30/hr, 1 hrs/week, 22 weeks		$ 7,700.00	
	Tutoring - WPE Summer - 4 tutors @ $30/hr, 6 hrs/week, 8 weeks		$ 5,760.00	
	Tutoring - Brentwood Afterschool - 12 tutors @ $30/hr, 4 hrs/week, 11 weeks		$ 15,840.00	
	Tutoring - Brentwood Intervention Education - 1 tutors @ $30/hr, 18 hrs/week, 32 weeks		$ 11,520.00	
	Tutoring - Navy Point Afterschool - 12 tutors @ $30/hr, 5 hrs/week, 32 weeks		$ 57,600.00	
	Tutoring - Navy Point Texture Lab - 2 tutors @ $600/ session, 3 sessions during the school year		$ 7,200.00	
	Tutoring - Ensley Afterschool - 12 tutors @ $30/hr, 3 hrs/week, 32 weeks		$ 34,560.00	
	Teachers for Family Engagement Activities - 2 sessions per school, 6 schools. Teacher's paid to stay late. 10 teachers @ $30/hr, 3 hours per session.		$ 10,800.00	
	Total	$ -	$ 326,820.00	
Utilities (elctricity, water, etc.) - Indirect	List all utilities and average monthly amount			
	ECUA - Water - $3000 * 27.68%		$ 830.40	$ 2,906.40
	FPL - Electricity $7000 * 27.68%		$ 1,937.60	
	Pensacola Energy - Gas $500*27.68%		$ 138.40	
	Total	$ -	$ 2,906.40	
Internet - Indirect	List internet accounts with address and monthly rate			
	AT&T Primary Internet - $2440*27.68%		$ 675.39	$ 1,572.22
	Uniti Secondary Internet - $3240*27.68%		$ 896.83	
	Total	$ -	$ 1,572.22	
Directors & Officers Insurance - Indirect	List D&O insurance policy and portion charged to ECT			
	D&O Insurance - $1328*27.68%		$ 367.59	$ 367.59
	Total	$ -	$ 367.59	

Line Item	Explanation	Other funding	ECT funding requested	Total budget
Liability Insurance - Indirect	Liability and Excess Liabilty insurance.			
	Umbrella Policy - $1,187 * 27.68%		$ 328.56	$ 3,429.55
	Cyber Policy - $931 * 27.68%		$ 257.70	
	DIC Policy - $2,692 * 27.68%		$ 745.15	
	Commerical Package - $7580*27.68%		$ 2,098.14	
	Total	$ -	$ 3,429.55	
Property Insurance - Indirect	List property Insurance policies			
	Property Insurance - $12,936*27.68%		$ 3,580.68	$ 4,141.20
	Flood Insurance - $2,025*27.68%		$ 560.52	
	Total	$ -	$ 4,141.20	
Staff Travel (Local, Out-of-County, etc.)	List local and out of county travel anticipated			
	Staff Travel to education Conference - airfaire & hotel		$ 7,750.00	$ 13,150.00
	Local Travel for 10 staff members - @0.445/mile = 12,134.8 miles = 1,213.48/ staff member yearly		$ 5,400.00	
	Total	$ -	$ 13,150.00	
Printing & Binding	Anticipated printing and binding			
	6 schools @ $2,500 each. For posters, marketing materials, printing for partner programs, supplemental educational materials for students		$ 15,000.00	$ 15,000.00
	Total	$ -	$ 15,000.00	
Office Supplies (Items < $5,000)	Office supplies and equipment items costing less than $5,000 for each item.			
	Office Supplies for 6 school @ $1800 each = $10,800		$ 10,800.00	$ 15,000.00
	Computer for Administrative Coordinator		$ 1,400.00	
	Supplies for office staff working on grant		$ 1,200.00	
	Misc office equipment for program staff		$ 1,600.00	
	Total	$ -	$ 15,000.00	
Office Supplies (Items < $5,000) - Indirect	Office supplies and equipment items costing less than $5,000 for each item.			
	Merchants Paper - office paper products - $3000 * 27.68%		$ 830.40	$ 2,214.40
	General Office Supplies - $5,000 * 27.68%		$ 1,384.00	
	Total	$ -	$ 2,214.40	
Subscription or Membership fees - Indirect	List membership and subscription fees here			
	UWOF Dues - Dues we pay on funds earned through this contract - $6,698 * 27.68%		$ 1,854.01	$ 15,305.70
	UWW Dues - Dues we pay on funds received through this contract - $48,597.16 * 27.68%		$ 13,451.69	
	Total	$ -	$ 15,305.70	

Line Item	Explanation	Other funding	ECT funding requested	Total budget
Software or Apps	Computer Software of mobile apps used in business operations			
	Everest - a service-coordination platform that allows HSE partners and schools to proactively coordinate whole-student and family support. $10K/year plus $3K per partner agency that will utilize the service, anticipating 10 partner agencies.		$ 40,000.00	$ 42,152.80
	Microsoft - O365 & Teams - $234/employee * 8 HSE Employees		$ 1,872.00	
	Microsoft - O365 & Teams - $234/employee * 120% partial employees		$ 280.80	
	Total	$ -	$ 42,152.80	
Software or Apps - Indirect	Computer Software of mobile apps used in business operations			
	Galaxy Digital - Get Connected - Volunteer platform, used to recruit volunteers for projects. HSE schools and coordinators have access to list projects for volunteers to sign up for. $5898.38 * 27.68%		$ 1,632.67	$ 5,527.53
	MIP Accounting Software - $10,089.24 * 27.68%		$ 2,792.70	
	Microsoft - O365 & Teams - $234/employee * 70% partial employees		$ 163.80	
	One Each - Website platform. $3390*27.68%		$ 938.35	
	Total	$ -	$ 5,527.53	
Professional Development	List Professional development your agency will provide to staff			
	Conference for 8 staff		$ 5,000.00	$ 14,800.00
	8 staff @ $225 each		$ 1,800.00	
	Group Continued Ed trainings - date/time TBD		$ 8,000.00	
	Total	$ -	$ 14,800.00	
Fingerprinting and Background checks	Level 2 or equivalent background checks and annual local background checks			
	Background Checks and finger prints for 4 staff @ $125 each		$ 500.00	$ 500.00
	Total	$ -	$ 500.00	
Food and Snacks	List food and snacks anticipated to be used			
	Snacks for various programs in 6 schools - @ $6,000 each		$ 36,000.00	$ 83,400.00
	Full meals for various programs & events in 6 schools @ $6,500 each		$ 39,000.00	
	Family Engagement Nights - 2 per school, 6 schools, $700 each event		$ 8,400.00	
	Total	$ -	$ 83,400.00	
Participant travel	List participant travel expenses as anticipated			
	Transaportation for students/parents for programs as needed. $1,000 per school		$ 6,000.00	$ 6,000.00
	Total	$ -	$ 6,000.00	
Sub-grants to Partner Organizations	List agencies that your agency will have a contract with to provide specific services for your program.			
	The Arc Gateway		$ 9,000.00	$ 977,607.56
	Community Health NWF		$ 40,000.00	
	Council on Aging		$ 40,000.00	
	Lakeview		$ 1,000.00	
	YMCA - GLA		$ 50,000.00	
	YMCA - West Pen		$ 77,000.00	
	YMCA - Ensley		$ 44,000.00	
	YMCA - Navy Point		$ 44,000.00	
	Legal Services		$ 26,700.00	
	UWF - assessments on Navy Point & Ensley and reassess GLA & OJS		$ 28,000.00	
	ReadyKids! - OJSemmes		$ 50,000.00	
	Tee's House		$ 150,000.00	
	Additional Health Services - to be identified to supplement CHNWF		$ 75,000.00	
	Future Programming		$ 342,907.56	
	Total	$ -	$ 977,607.56	

Line Item	Explanation	Other funding	ECT funding requested	Total budget
Participant incentives	List what the incentive is, how it's earned and dollar amount limit per participant			
	6 schools @ $7000 each *6, purchases items for treasure boxes, good behavior incentives, teacher wellness programming, awards for wellness challenges, etc		$ 42,000.00	$ 42,000.00
	Total	$ -	$ 42,000.00	
Building Maintenance - Indirect	Minor and normal building maintenance. Examples include pest control, lawn care, and minor repairs to buildings and equipment			
	Building Maintenance & Repairs - $10,000 * 27.68%		$ 2,768.00	$ 22,664.04
	Marren Commerical Cleaning - $9100 * 27.68%		$ 2,518.88	
	Quality Alarm - $587*27.68%		$ 162.48	
	Hiller Co - Fire Alarm Inspec - $529*27.68%		$ 146.43	
	Hiller Fire Extinguisher Inspec - $180*27.68%		$ 49.82	
	Hiller Annual Hydro Test - $302.76*27.68%		$ 83.80	
	Stonegate OOA - $5664*27.68%		$ 1,567.80	
	Ad Valorem (Fire) - $500*27.68%		$ 138.40	
	Depreciation - $53316*27.68%		$ 14,757.87	
	Generator Maintenance = 1700*27.68%		$ 470.56	
	Total	$ -	$ 22,664.04	
Program Supplies	Supplies used by participants in program operations			
	Tee's House - Supplies for Health & Nutrition programming		$ 17,000.00	$ 179,000.00
	6 schools @ $25,000 each *6, supplies for partner agencies that will be used directly by students. For example, sports equipment, food for nutritional demonstrations, hygiene wellness program supplies, tutoring supplements.		$ 150,000.00	
	Family Engagement Nights - 2 per school, 6 schools; $1000 each		$ 12,000.00	
	Total	$ -	$ 179,000.00	
Field Trips	Field Trips for participants - can include location fees and hotels.			
	6 schools @ $6,000 each - field trip needs are determined by the school administrators during the year and requested. Approval is based on how the field trip ties back to HSE programming.		$ 36,000.00	$ 36,000.00
	Total	$ -	$ 36,000.00	
Direct Client Assistance	Assistance given to Participants to address a need of that participant, examples include clothes, food, housing, etc. Specify dollar amount per particpant and what needs will be addressed.			
	6 schools @ $6,500 each *6; clothing and schools supplies for students in need througout the year. All needs are vetting by the program coordinators before purchases are made.		$ 39,000.00	$ 51,000.00
	Rent and Utility Assistance - Up to $1,000/family, 1x only. Up to 12 families		$ 12,000.00	
	Total	$ -	$ 51,000.00	
Vehicle purchase/lease	Vehicle purchase or lease payments			
				$ -
	Total	$ -	$ -	
Total Expenses		**$ -**	**$ 2,700,000.00**	$ 2,700,000.00

Line Item	Explanation	Other funding	ECT funding requested	Total budget
	Direct Expenses			
Direct expenses summary	Salaries/ Wages	$ -	$ 507,478.48	$ 2,408,859.10
	Benefits	$ -	$ 64,910.26	
	Accounting & Auditing	$ -	$ 13,840.00	
	IT Services	$ -	$ 20,200.00	
	Contract Labor	$ -	$ 326,820.00	
	Staff Travel (Local, Out-of-County, etc.)	$ -	$ 13,150.00	
	Printing & Binding	$ -	$ 15,000.00	
	Office Supplies (Items < $5,000)	$ -	$ 15,000.00	
	Software or Apps	$ -	$ 42,152.80	
	Professional Development	$ -	$ 14,800.00	
	Fingerprinting and Background checks	$ -	$ 500.00	
	Food and Snacks	$ -	$ 83,400.00	
	Participant travel	$ -	$ 6,000.00	
	Sub-grants to Partner Organizations	$ -	$ 977,607.56	
	Participant incentives	$ -	$ 42,000.00	
	Program Supplies	$ -	$ 179,000.00	
	Field Trips	$ -	$ 36,000.00	
	Direct Client Assistance	$ -	$ 51,000.00	
	Total Indirect Expense	$ -	$ 2,408,859.10	
	Previously classified as Indirect			
Previously classified as indirect summary	Salaries/ Wages Indirect	$ -	$ 113,822.80	$ 291,140.90
	Benefits - Indirect	$ -	$ 117,210.35	
	IT Services - Indirect	$ -	$ 1,979.12	
	Utilities (elctricity, water, etc.) - Indirect	$ -	$ 2,906.40	
	Internet - Indirect	$ -	$ 1,572.22	
	Directors & Officers Insurance - Indirect	$ -	$ 367.59	
	Liability Insurance - Indirect	$ -	$ 3,429.55	
	Property Insurance - Indirect	$ -	$ 4,141.20	
	Office Supplies (Items < $5,000) - Indirect	$ -	$ 2,214.40	
	Subscription or Membership fees - Indirect	$ -	$ 15,305.70	
	Software or Apps - Indirect	$ -	$ 5,527.53	
	Building Maintenance - Indirect	$ -	$ 22,664.04	
	Total previously classified as indirect expense	$ -	$ 291,140.90	
	Total Expenses	**$ -**	**$ 2,700,000.00**	**$ 2,700,000.00**
	Indirect percentage	**#DIV/0!**	**12.09%**	**12.09%**

Request percentage of Direct expenses	100.00%
Request Percentage of Indirect expenses	100.00%
Request percentage of Total Expenses	100.00%

Goals and Outcomes

Healthy Schools Escambia

O.J. Semmes Elementary

Year 2
2025-2026

Component Type	**WSCC Component** Physical education and physical activity
Service Type	**Required Service** Community, school, and family engagement opportunities promoting health, nutrition, and wellbeing
Program Goal	**Program Goal** The program goal is to keep these students engaged in positive activities after the bell rings by providing homework help, structured physical activity, STEAM and arts projects, and supervised free play.
2024-2025- Anticipated vs Actual Served	**Anticipated Number to Service:** 30 **Actual Served:** 0
2025-2026 - Anticipated vs Actual Served	**Anticipated Number to Service:** 0 **Actual Served:** 0
Expected Outcomes	**What are the expected outcomes?** The YMCA will recruit, hire, and training quality staff for this site, order equipment and supplies, promote/market the program to parents through take-home flyers, school events, and digital marketing. The program model successfully operates at school sites throughout the county **Dosage:** The after-school program would operate from school dismissal time until 4:00 pm five days a week when school is in session.
Barries to Service	Following discussions regarding program alignment and school readiness, the YMCA chose to withdraw its proposal to host and afterschool enrichment program at O.J. Semmes. **Solutions for Year 3:** HSE leadership and HSE program staff are in communication with Semmes leadership regarding alternatives to an after-school enrichment programs as both needs assessment from school staff and family members indicated a high interest in programing. While the

	TMCA declined interest in hosting an after-school enrichment program at Semmes, efforts will be made to expand tutoring services and enrichment programming for students other community partners that provide evidence-based academic enrichment programming.

Component Type	**WSCC Component** Health Services
Service Type	**Required Service** On-site pediatric medical services
Program Goal	**Program Goal** Community Health Northwest Florida mobile unites will ensure children have equitable access to healthcare that overcomes barriers.
2024-2025- Anticipated vs Actual Served	**Anticipated Number to Service:** 62 **Actual Served:** 27
2025-2026 - Anticipated vs Actual Served	**Anticipated Number to Service:** 0 **Actual Served:** 0
Expected Outcomes	**What are the expected outcomes?** 75% of the children who want to be seen by the mobile united will be seen. **Dosage:** Medical/Vison Mobile Units deploy 3 times with in the school year. **Actual – 1 time.**
Barries to Service	While school-related staffing constraints and communication challenges initially hindered the scheduling of mobile unit deployments, significant progress was achieved toward the end of 2024-2025 school year through improved coordination between the HSE Program Coordinator and CHNWFL program staff.

Component Type	**WSCC Component** Health Services

Service Type	**Required Service** Dental and eye care
Program Goal	**Program Goal** Ensure children have equitable access to healthcare to overcome barriers. Additionally, ensure that K and 1st grade children have been screened for vision and dental care needs and that those needs have been met. Vision services will screen sixty-three (63) children in kindergarten and first grade, and the Mobile Dental Unite will see 125.
2024-2025- Anticipated vs Actual Served	**Anticipated Number to Service:** 188 **Actual Served:** 50
2025-2026 - Anticipated vs Actual Served	**Anticipated Number to Service:** 188 **Actual Served:** 112
Expected Outcomes	**What are the expected outcomes?** 80% of children with identified vision needs receive follow-up care. 75% of the children who want to be seen by the mobile dental united will be seen. **Dosage:** Medical/Vison Mobile Units will deploy 3 times with in the school year. **Actual – 1.** Dental Units will deploy 6 times in the school year. **Actual – 1.**
Barries to Service	Scheduling mobile unite deployments was delayed due to coordination and staffing challenges encountered during implementation. **Solutions for Year 3:** All CHNWFL mobile unit scheduling is now exclusively managed by the HSE Program Coordinator. The Program Coordinator has retained a list of dates to exclude when scheduling mobile unit deployments, which have been provided to CHNWFL staff for unit scheduling.

Component Type	**WSCC Component** Health Education
Service Type	**Required Service** Nutrition and health education
Program Goal	**Program Goal** To provide experiential learning in science class, both inside and outside, using the school's garden greenhouse.
2024-2025- Anticipated vs Actual Served	**Anticipated Number to Service:** 100 **Actual Served:** Unreported by subcontractor
2025-2026 - Anticipated vs Actual Served	**Anticipated Number to Service:** 0 **Actual Served:** 44 (Tee's House)
Expected Outcomes	**What are the expected outcomes?** Children will increase their knowledge of how plants grow by helping to plant and tend the garden. Children will increase their understanding of the importance of vegetables in their diet and how they can improve their health. **Dosage:** Once a week with science class. **Actual –** Unreported by subcontractor
Barries to Service	Subcontractor Greg Miller elected to terminate his agreement with Healthy Schools Escambia, citing a preference not to engage under contractual obligations, including reporting requirements, time commitment, and funding allocations. To continue his efforts at O.J. Semmes, Mr. Miller obtained another contracted to fund his services. **Solutions for Year 2:** HSE leadership has begun engaging potential community partners who have expressed interest in supporting nutrition and health education efforts, as defined in the WSCC model.

	Additionally, HSE leadership is seeking technical assistance from WSCC Subject matter experts to implement a robust nutrition program. This program will include guidance from the Escambia County Public Schools nutrition department, the Florida Health Department, and nationwide organizations successfully implementing the WSCC model across the United States.

Component Type	**WSCC Component** Community Involvement
Service Type	**Required Service** Mentoring Opportunities
Program Goal	**Program Goal** The goal of Council on Aging's Foster Grandparent program is for at-risk children to development skills, confidence and strength needed to succeed academically and in life.
2024-2025- Anticipated vs Actual Served	**Anticipated Number to Service:** 39 **Actual Served:** 121
2025-2026 - Anticipated vs Actual Served	**Anticipated Number to Service:** 50 **Actual Served:** 92
Expected Outcomes	**What are the expected outcomes?** At the conclusion of each school year, the completed Assigned Plans document the child's Specific sill area and the results of activities utilized during the term, which specify outcomes such as Improved, Not Improved, and/or Promoted, Not Promoted. Outcomes for reading skills for example, include: 1) Ability to retell stories and provide details, 2) Vocabulary, 3) Reading Proficiency, 4) Word Identification/Recognition. **Dosage:** Foster Grandparents will serve an average of three to five per week four to eight hours

	per day, and an average of 30 hours a week. **Actual –** Foster Grandparent served at least 5 days a week for 8 hours a day when school was in session in approximately 4 classrooms. Total number of students impacted: 121
Barries to Service	The Foster Grandparent Program was introduced during the latter part of 2024-2025 school year and quickly gained momentum, thanks to the strategic efforts of the Healthy Schools Escambia Program Coordinator onsite. By actively liaising between school leadership and Foster Grandparent program leadership, the coordinator helped cultivate strong support and enthusiasm for the initiative. **Solutions for Year 2:** HSE Program Coordinator will continue fostering strong relationships between Semmes faculty, FGP program staff, and Semmes leadership to ensure alignment, support, and potential expansion of FGPs in additional classrooms.

Component Type	**WSCC Component** Counseling, psychological, and social services
Service Type	**Required Service** Mental health services and/or social services
Program Goal	**Program Goal** The program's goal is to increase education about and awareness of child abuse and prevention tactics through Gulf Coast Kid House.
2024-2025- Anticipated vs Actual Served	**Anticipated Number to Service:** 280 **Actual Served:** 134
2025-2026 - Anticipated vs Actual Served	**Anticipated Number to Service:** 0 **Actual Served:** 0

Expected Outcomes	**What are the expected outcomes?** Increase awareness of child abuse prevention tactics. Outcomes are measured via pre-and post-test, as well as satisfaction surveys. Test and surveys will be conducted presentation. **Dosage:** Training sessions will be offered once a month during the school year. **Actual-** Training session were offered approximately 3 times in the academic year.
Barries to Service	Scheduling conflicts due to testing dates school calendar events, and site availability resulted in fewer training sessions being offered. Although training sessions were available for families and students, the primary audience was students. **Solutions for Year 2:** HSE Program Coordinator will work with Gulf Coast Kids House Prevention staff to ensure adequate coordination of training scheduling, space availability, and communications with school community + families.

Component Type	**WSCC Component** Counseling, psychological, and social services
Service Type	**Required Service** Mental health services and/or social services
Program Goal	**Program Goal** To provide services that result in mental stabilization and rehabilitation to students and their families
2024-2025- Anticipated vs Actual Served	**Anticipated Number to Service:** 30 **Actual Served:** 6

2025-2026 - Anticipated vs Actual Served	**Anticipated Number to Service:** 0 **Actual Served:** 0
Expected Outcomes	**What are the expected outcomes?** Improve emotional stability for students and families will enhance academic outcomes. **Dosage:** Determined by referrals. Interventions will be determined by the students' needs and the treatment plan. **Actual – 6 referrals**
Barries to Service	A referral system between O.J. Semmes staff, Lakeview Staff and HSE Program Coordinator needed to be established School staff indicated gaps in understanding of their role versus that of Lakeview. Additionally, school staff were burdened by excessive behavioral intervention that did not exclusively meet criteria for escalated mental health intervention through lakeview. Finally, stronger communications effort to families was needed to share Lakeview's services broadly. **Solutions for Year 2:**

Component Type	**WSCC Component** Counseling, psychological, and social services
Service Type	**Required Service** Social service support, including basic needs, attainment for students and families.
Program Goal	**Program Goal** Legal Services of North Florida will provide civil legal assistance to students to remove barrier that prevent academic achievement. These cases involve health care access, stabilized and safer housing,

	food stamps, similar benefits, and access to school services. ECT funding for this project is primarily intended to support the connection and partnership with legal assistance, which other sources will largely fund.
2024-2025- Anticipated vs Actual Served	**Anticipated Number to Service:** 5 **Actual Served:** 1 family; Outreach conducted with 62 family members due in part to presence at community involvement activities sponsored at O.J. Semmes such as Back to School Bash and Open House.
2025-2026 - Anticipated vs Actual Served	**Anticipated Number to Service:** 0 **Actual Served:** 0
Expected Outcomes	**What are the expected outcomes?** At least 50 families with children at O.J. Semmes will know their right regarding common issues affecting their children's educational success and will be able to recognize when a legal solution exists for the problems they face. Five families with students at O.J. Semmes will also revive direct legal services that will improve their stability while also promoting their children's educational success. Outcomes will include improved housing conditions, family safety, and access to educational support, depending on the nature of the barriers faced by each family. **Dosage:** 2 trainings per year; 3 community educational programs per year. Actual- No trainings of educational programs were offered; however, a direct referral from the HSE Program Coordinators at Semmes directly supported a family navigating possible eviction, and participating in in community

	involvement events lead to distributing educational materials to participants.
Barries to Service	Training sessions could not be offered o school property because of scheduling overlaps with school events and space availability constraints. **Solutions for Year 2:**

Component Type	**WSCC Component** Family Engagement
Service Type	**Required Service** Community, school, and family engagement opportunities promoting health, nutrition, and wellbeing.
Program Goal	**Program Goal** ACR Gateway/Help Me Grow Parent Café's will increase family strengths, enhance child development, and reduce the likelihood of child abuse and neglect. They create an intimate environment where parents, caregivers, and community members can share and support each other as a strategy for strengthening families.
2024-2025- Anticipated vs Actual Served	**Anticipated Number to Service:** 240 **Actual Served:** 0 session offered; 24 families reached through outreach efforts with the Pensacola Village housing complete and at events, such as Back to School Bash, and Woodland heights Resources Center Family Nights.
2025-2026 - Anticipated vs Actual Served	**Anticipated Number to Service:** 0 **Actual Served:** 0
Expected Outcomes	**What are the expected outcomes?** Build the parents' protective factors, which help them provide nurturing care for their children and promote better outcomes. **Dosage:**

	12 sessions with 20 participants each session. **Actual**- 1 session with 6 participants' total
Barries to Service	Due to scheduling and space constraints at O.J. Semmes, Parent Café sessions could not be hosted as planned. In response to requests from ARC Gateway and HSE leadership, school administration recommended exploring Woodland Heights Resource Center as an alternative venue; however, scheduling efforts with Woodland Heights staff were ultimately unsuccessful. **Solutions for Year 2:** The Number of Parent Café Sessions will decrease to 9 sessions, with explorations of offering smaller "Taste of Café" session that are approximately 1 hour long, instead of the traditional 2.5-hour commitment.

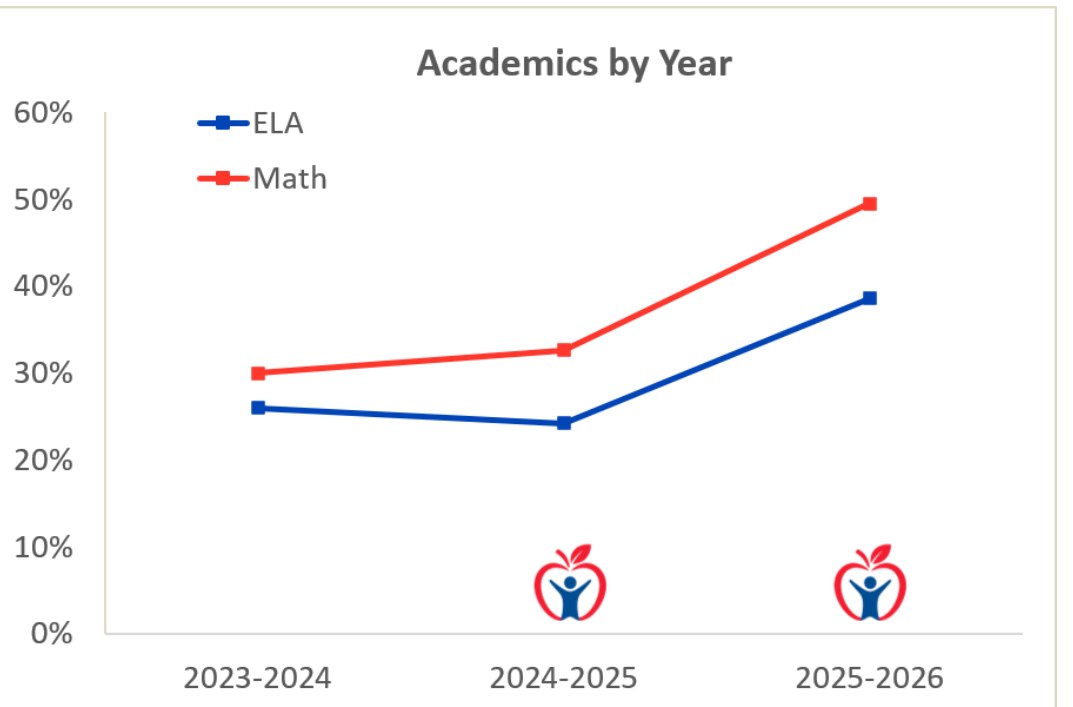

Subject	% Proficient	% Proficient	% Proficient
English Language Arts	26%	24%	39%
Math	30%	33%	50%

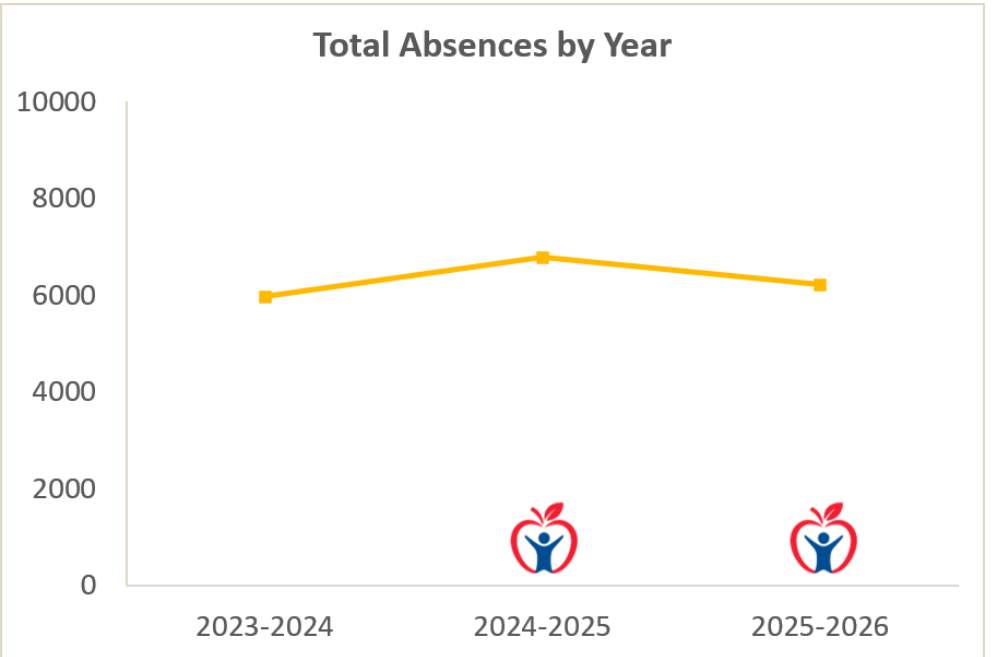

Description	Absences 23-24	Absences 24-25	Absences 25-26
Absences	5965	6782	6219

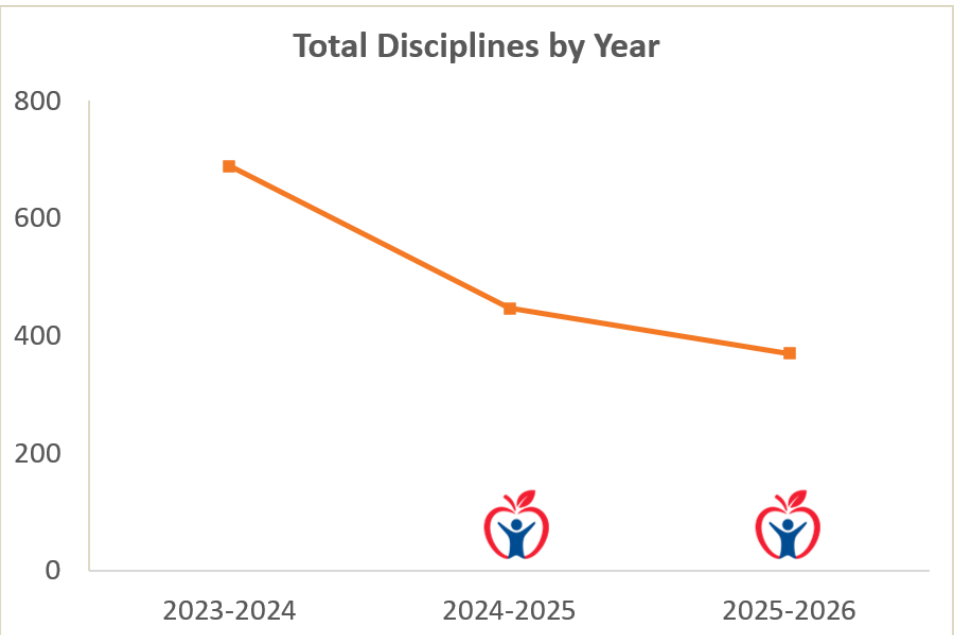

Description	Discipline 23-24	Discipline 24-25	Discipline 25-26
Office Discipline Referrals	689	447	370

Goals and Outcomes

Healthy Schools Escambia

Global Learning Academy

Year 2
2025-2026

Component Type	**WSCC Component** Physical education and physical activity
Service Type	**Required Service** Community, school, and family engagement opportunities promoting health, nutrition, and wellbeing
Program Goal	**Program Goal** The program goal is to keep these students engaged in positive activities after the bell rings by providing homework help, structured physical activity, STEAM and arts projects, and supervised free play.
2024-2025- Anticipated vs Actual Served	**Anticipated Number to Service:** 30 **Actual Served:** 40
2025-2026 - Anticipated vs Actual Served	**Anticipated Number to Service:** 25 **Actual Served:** 20
Expected Outcomes	**What are the expected outcomes?** The YMCA will recruit, hire, and train quality staff for this site, order equipment and supplies, promote/market the program to parents through take-home flyers, school events, and digital marketing. The program model successfully operates at school sites throughout the county **Dosage:** The after-school program would operate from school dismissal time until 4:00 pm five days a week when school is in session.
Barries to Service	The YMCA Sports program competes with other existing afterschool programs such as Y Reads and other afterschool initiatives. And transportation home after afterschool ends can remain a barrier for some families. **Solutions for Year 3:** The HSE Program Staff will work closely with YMCA Sports staff to ensure students registrations are distributed appropriately by school staff and completed by parents/guardians. And will continue to work with school staff to

	best market the YMCA Sports program to interested students and families.

Component Type	**WSCC Component** Health Services
Service Type	**Required Service** On-site pediatric medical services
Program Goal	**Program Goal** Community Health Northwest Florida mobile unites will ensure children have equitable access to healthcare that overcomes barriers.
2024-2025- Anticipated vs Actual Served	**Anticipated Number to Service:** 250 **Actual Served:** 240
2025-2026 - Anticipated vs Actual Served	**Anticipated Number to Service:** 250 **Actual Served:** 27
Expected Outcomes	**What are the expected outcomes?** 75% of the children who want to be seen by the mobile unit will be seen. **Dosage:** Medical/Vison Mobile Units deploy 3 times within the school year. **Actual – 1 times.**
Barries to Service	Scheduling around CHNWFL and school calendars for availability remains a struggle. While GLA would like the medical van to come more frequently, the school must compete with other schools who also have similar calendar limitations, and CHNWFL has to balance the needs of other schools around the school district.

Component Type	**WSCC Component** Health Services
Service Type	**Required Service** Dental and eye care
Program Goal	**Program Goal** Ensure children have equitable access to healthcare to overcome barriers. Additionally, ensure that K and 1st grade

	children have been screened for vision and dental care needs and that those needs have been met. Vision services will screen sixty-three (63) children in kindergarten and first grade, and the Mobile Dental Unit will see 125.
2024-2025- Anticipated vs Actual Served	**Anticipated Number to Service:** 188 **Actual Served:** 52
2025-2026 - Anticipated vs Actual Served	**Anticipated Number to Service:** 188 **Actual Served:** 178
Expected Outcomes	**What are the expected outcomes?** 80% of children with identified vision needs receive follow-up care. 75% of the children who want to be seen by the mobile dental unit will be seen. **Dosage:** Medical/Vison Mobile Units will deploy 3 times within the school year. **Actual – 1.** Dental Units will deploy 6 times in the school year. **Actual – 1.**
Barries to Service	Scheduling mobile unit deployments was difficult due to coordination and calendar challenges. Due to insurance restrictions students can only be seen every 6 months. **Solutions for Year 3:** HSE Program Coordinator worked with CHNWFL staff to ensure that GLA's Mobile Dental Unit visit is early enough in the 2026-2027 school year to ensure 2 visits separated by at least 6 months. Students who need to be seen outside of Mobile Unit visits can go to CHNWFL main office for service.

Component Type	**WSCC Component** Health Education
Service Type	**Required Service** Nutrition and health education
Program Goal	**Program Goal**

	To provide experiential learning in science class, both inside and outside, using the school's garden greenhouse.
2024-2025- Anticipated vs Actual Served	**Anticipated Number to Service:** 450 **Actual Served:** Unreported by subcontractor
2025-2026 - Anticipated vs Actual Served	**Anticipated Number to Service:** 0 **Actual Served:** 0
Expected Outcomes	**What are the expected outcomes?** Children will increase their knowledge of how plants grow by helping to plant and tend to the garden. Children will increase their understanding of the importance of vegetables in their diet and how they can improve their health. **Dosage:** Once a week with science class. **Actual –** No program partner
Barries to Service	Subcontractor Greg Miller elected to terminate his agreement with Healthy Schools Escambia, citing a preference not to engage under contractual obligations, including reporting requirements, time commitment, and funding allocations. HSE was unable to procure another contracted partner for GLA for the rest of the 2025-2026 school year. **Solutions for Year 3:** HSE leadership contracted with Tee's House as a new subcontracted partner to support nutrition and health education efforts at GLA and other participating schools. Tee's house will be supporting the GLA Gardening Club through the school 2026-2027 school year.

Component Type	**WSCC Component** Community Involvement
Service Type	**Required Service** Mentoring Opportunities

Program Goal	**Program Goal** The goal of Council on Aging's Foster Grandparent program is for at-risk children to development skills, confidence and strength needed to succeed academically and in life.
2024-2025- Anticipated vs Actual Served	**Anticipated Number to Service:** 71 **Actual Served:** 265
2025-2026 - Anticipated vs Actual Served	**Anticipated Number to Service:** 71 **Actual Served:** 122
Expected Outcomes	**What are the expected outcomes?** At the conclusion of each school year, the completed Assigned Plans document the child's Specific sill area and the results of activities utilized during the term, which specify outcomes such as Improved, Not Improved, and/or Promoted, Not Promoted. Outcomes for reading skills, for example, include: 1) Ability to retell stories and provide details, 2) Vocabulary, 3) Reading Proficiency, 4) Word Identification/Recognition. **Dosage:** Foster Grandparents will serve an average of three to five per week four to eight hours per day, and an average of 30 hours a week. **Actual –** Foster Grandparent served at least 5 days a week for 8 hours a day when school was in session in approximately 4 classrooms. Total number of students impacted: 122
Barries to Service	N/A. **Solutions for Year 3:** HSE Program Coordinator will continue fostering strong relationships between GLA faculty, FGP program staff, and GLA leadership to ensure alignment, support, and potential expansion of FGPs in additional classrooms.

Component Type	**WSCC Component** Counseling, psychological, and social services
Service Type	**Required Service** Mental health services and/or social services
Program Goal	**Program Goal** The program's goal is to increase education and awareness of child abuse and prevention tactics through Gulf Coast Kid House.
2024-2025- Anticipated vs Actual Served	**Anticipated Number to Service:** 450 **Actual Served:** 657 *number indicates the completion of post-test concluding training sessions with students and families.
2025-2026 - Anticipated vs Actual Served	**Anticipated Number to Service:** 450 **Actual Served:** 506
Expected Outcomes	**What are the expected outcomes?** Increase awareness of child abuse prevention tactics. Outcomes are measured via pre-and post-test, as well as satisfaction surveys. Tests and surveys will be conducted in the presentation. **Dosage:** Training sessions will be offered once a month during the school year. **Actual-** Training sessions were offered approximately 2 times in the academic year.
Barries to Service	N/A

Component Type	**WSCC Component** Counseling, psychological, and social services
Service Type	**Required Service** Mental health services and/or social services
Program Goal	**Program Goal**

	To provide services that result in mental stabilization and rehabilitation to students and their families
2024-2025- Anticipated vs Actual Served	**Anticipated Number to Service:** 30 **Actual Served:** 4
2025-2026 - Anticipated vs Actual Served	**Anticipated Number to Service:** 5 **Actual Served:** 4
Expected Outcomes	**What are the expected outcomes?** Improving emotional stability for students and families will enhance academic outcomes. **Dosage:** Determined by referrals. Interventions will be determined by the students' needs and the treatment plan. **Actual – 4 referrals**
Barries to Service	To strengthen coordination, a referral system between GLA and Lakeview Staff was needed. Increased awareness of the process by school staff and HSE coordinator helped provide faster referrals. **Solutions for Year 3:** Continue educating GLA staff and families about services provided by Lakeview through parent engagement events.

Component Type	**WSCC Component** Counseling, psychological, and social services
Service Type	**Required Service** Social service support, including basic needs, and attainment for students and families.
Program Goal	**Program Goal** Legal Services of North Florida will provide civil legal assistance to students to remove barriers that prevent academic achievement. These cases involve health

	care access, stabilized and safer housing, food stamps, similar benefits, and access to school services. ECT funding for this project is primarily intended to support the connection and partnership with legal assistance, which other sources will largely fund.
2024-2025- Anticipated vs Actual Served	**Anticipated Number to Service:** 55 **Actual Served:** 0
2025-2026 - Anticipated vs Actual Served	**Anticipated Number to Service:** 55 **Actual Served:** 45 Outreach was conducted with families who participated in GLA family engagement events such as Earth Day, and Open House to increase awareness for services.
Expected Outcomes	**What are the expected outcomes?** At least 50 families with children at GLA will know their right regarding common issues affecting their children's educational success and will be able to recognize when a legal solution exists for the problems they face. Five families with students at GLA will also revive direct legal services that will improve their stability while also promoting their children's educational success. Outcomes will include improved housing conditions, family safety, and access to educational support, depending on the nature of the barriers faced by each family. **Dosage:** 2 trainings per year; 3 community educational programs per year. **Actual-** No trainings in educational programs were offered; however, legal services attended a few family engagement

	events through the school to distribute educational materials to participants.
Barries to Service	While scheduling conflicts relate to school calendar events and leadership availability limited the opportunity to host training session on school property, we remain committed to finding flexible and collaborative solutions to support ongoing professional development. **Solutions for Year 3:** Continue engaging with families through existing family engagement events such as Open House and Earth Day events.

Component Type	**WSCC Component** Family Engagement
Service Type	**Required Service** Community, school, and family engagement opportunities promoting health, nutrition, and wellbeing.
Program Goal	**Program Goal** ACR Gateway/Help Me Grow Parent Café's will increase family strengths, enhance child development, and reduce the likelihood of child abuse and neglect. They create an intimate environment where parents, caregivers, and community members can share and support each other as a strategy for strengthening families.
2024-2025- Anticipated vs Actual Served	**Anticipated Number to Service:** 240 **Actual**- 4 sessions, 28 participants total
2025-2026 - Anticipated vs Actual Served	**Anticipated Number to Service:** 240 **Actual**- 1 sessions, 5 participants total
Expected Outcomes	**What are the expected outcomes?** Build the parents' protective factors, which help them provide nurturing care for their children and promote better outcomes. **Dosage:**

	12 sessions with 20 participants each session. **Actual**- 4 sessions, 28 participants total
Barries to Service	Parent Café/Taste of Café sessions require at least 9 participants to be held. We struggled to reach that number for planned sessions. ARC Gateway informed program staff and HSE leadership that sessions could not be held with fewer participants. **Solutions for Year 3:** We are evolving our family engagement strategy by leveraging existing afterschool engagement events as opportunities to connect with families. We will also offer alternative engagement opportunities that can be held regardless of participant numbers, providing families with more flexible and accessible ways to participate.

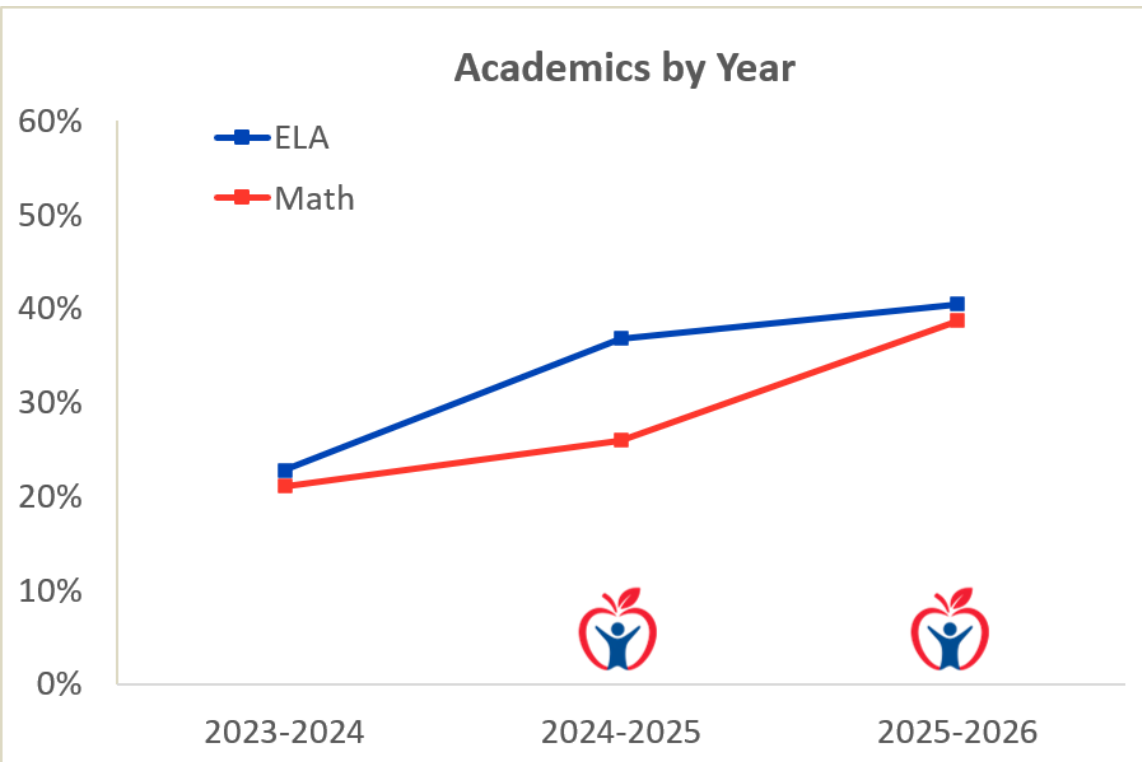

Subject	% Proficient	% Proficient	% Proficient
English Language Arts	23%	37%	41%
Math	21%	26%	39%

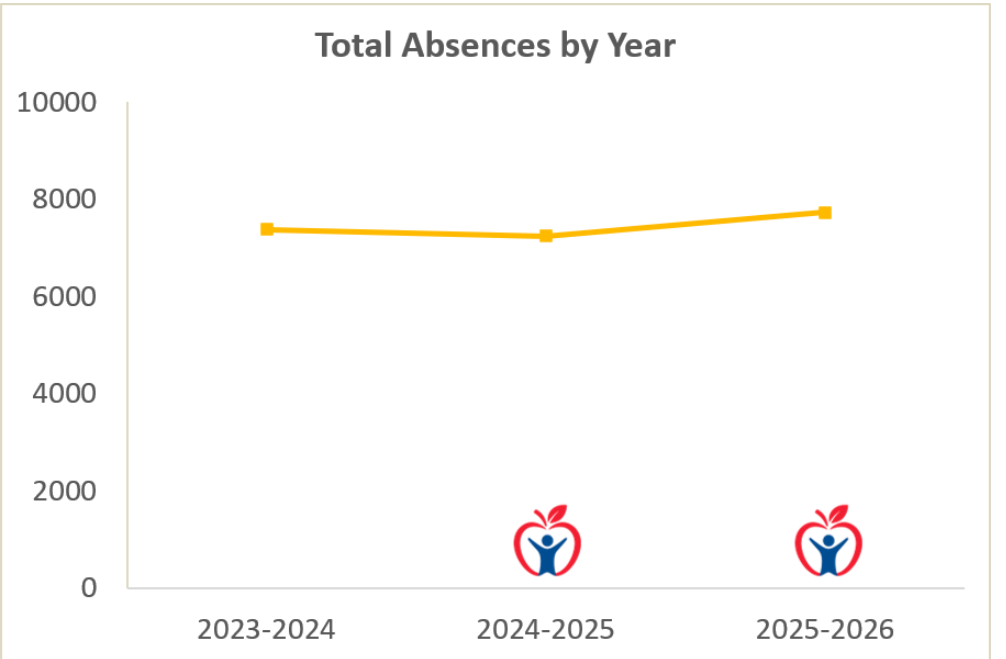

Description	Absences 23-24	Absences 24-25	Absences 25-26
Absences	7375	7246	7732

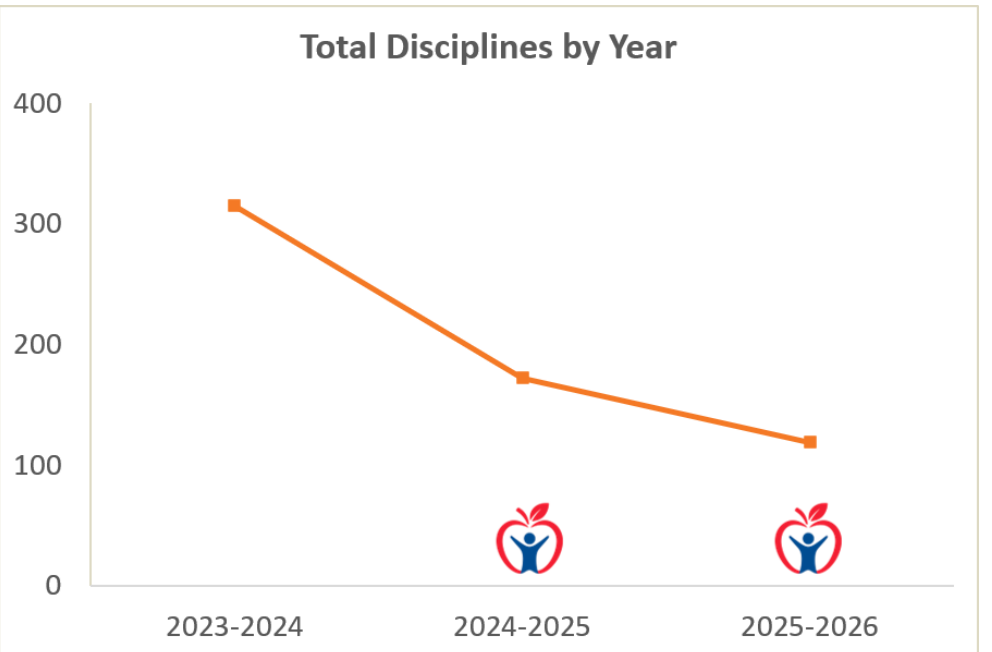

Description	Discipline 23-24	Discipline 24-25	Discipline 25-26
Office Discipline Referrals	315	172	119

Goals and Outcomes

Healthy Schools Escambia

Brentwood Elementary

Year 1
2025-2026

Component Type	**WSCC Component** Physical education and physical activity
Service Type	**Required Service** Community, school, and family engagement opportunities promoting health, nutrition, and wellbeing
Program Goal	**Program Goal** The program goal is to keep these students engaged in positive activities after the bell rings by providing homework help, structured physical activity, STEAM and arts projects, and supervised free play.
2024-2025- Anticipated vs Actual Served	**Anticipated Number to Service:** 0 **Actual Served:** 0 (Program not active)
2025-2026 - Anticipated vs Actual Served	**Anticipated Number to Service:** 30 **Actual Served:** 0
Expected Outcomes	**What are the expected outcomes?** The YMCA will recruit, hire, and training quality staff for this site, order equipment and supplies, promote/market the program to parents through take-home flyers, school events, and digital marketing. The program model successfully operates at school sites throughout the county **Dosage:** The after-school program would operate from school dismissal time until 4:00 pm five days a week when school is in session.
Barries to Service	Following discussions regarding program alignment and school readiness, the YMCA Sports program is not active at BWE. **Solutions for Year 2:** HSE program staff are working with BWE physical education program and the University of Florida Expanded Food and Nutrition Education Program to provide additional physical education sessions to engage students in physical activity during school hours.

Component Type	**WSCC Component**

	Health Services
Service Type	**Required Service** On-site pediatric medical services
Program Goal	**Program Goal** Community Health Northwest Florida mobile unites will ensure children have equitable access to healthcare that overcomes barriers.
2024-2025- Anticipated vs Actual Served	**Anticipated Number to Service:** 0 **Actual Served:** 0 (Program not active)
2025-2026 - Anticipated vs Actual Served	**Anticipated Number to Service:** 248 **Actual Served:** 31
Expected Outcomes	**What are the expected outcomes?** 75% of the children who want to be seen by the mobile united will be seen. **Dosage:** Medical/Vison Mobile Units deploy 3 times with in the school year. **Actual – 1 times.**
Barries to Service	Scheduling around CHNWFL and school calendars for availability remains a struggle. While BWE would like the medical van to come more frequently, the school must compete with other schools who also have similar calendar limitations, and CHNWFL has to balance the needs of other schools around the school district. **Solutions for Year 2:** All CHNWFL mobile unit scheduling is managed by the school navigator in coordination with HSE Program Coordinator.

Component Type	**WSCC Component** Health Services
Service Type	**Required Service** Dental and eye care
Program Goal	**Program Goal** Ensure children have equitable access to healthcare to overcome barriers. And that

	75% of the children who want to be seen by the mobile unit will be seen.
2024-2025- Anticipated vs Actual Served	**Anticipated Number to Service:** 0 **Actual Served:** 0 (Program not active)
2025-2026 - Anticipated vs Actual Served	**Anticipated Number to Service:** 250 **Actual Served:** 33
Expected Outcomes	**What are the expected outcomes?** 80% of children with identified vision needs receive follow-up care. 75% of the children who want to be seen by the mobile dental united will be seen. **Dosage:** Medical/Vison Mobile Units will deploy 3 times within the school year. **Actual – 1.** Dental Units will deploy 6 times in the school year. **Actual – 1.**
Barries to Service	Scheduling mobile unit deployments was delayed due to transitions in HSE leadership and school administration absences during the 2025-2026 school year. **Solutions for Year 2:** All CHNWFL mobile unit scheduling is now exclusively managed by the HSE Program Coordinator. The Program Coordinator has retained a list of dates to exclude when scheduling mobile unit deployments, which have been provided to CHNWFL staff for unit scheduling.

Component Type	**WSCC Component** Health Education
Service Type	**Required Service** Nutrition and health education
Program Goal	**Program Goal**

	To provide experiential learning in science class or special area classes, both inside and outside, educating students to make nutritiously sound food choices to develop good nutrition habits even when funds are limited. And introduce students to new healthy food choices.
2024-2025- Anticipated vs Actual Served	**Anticipated Number to Service:** 0 **Actual Served:** 0 (Program not active)
2025-2026 - Anticipated vs Actual Served	**Anticipated Number to Service:** 0 **Actual Served:** 0
Expected Outcomes	**What are the expected outcomes?** Children will increase their knowledge of how plants grow by helping to plant and tend the garden. Children will increase their understanding of the importance of vegetables in their diet and how they can improve their health. **Dosage:** Once a week with science class or special area **Actual –** 0
Barries to Service	Due to lost of subcontractor BWE was with out a nutrition parter for the 2025-2026 school year. **Solutions for Year 2:** HSE leadership has engaging a new nutrition partner Tee's House and the University of Florida's Expanded Food and Nutrition Education Program to engage students throughout the school year during the schools special area and in virtual afterschool family engagement events.

Component Type	**WSCC Component** Community Involvement
Service Type	**Required Service**

	Mentoring Opportunities
Program Goal	**Program Goal** The goal of Council on Aging's Foster Grandparent program is for at-risk children to development skills, confidence and strength needed to succeed academically and in life.
2024-2025- Anticipated vs Actual Served	**Anticipated Number to Service:** 0 **Actual Served:** 0 (Program not active)
2025-2026 - Anticipated vs Actual Served	**Anticipated Number to Service:** 0 **Actual Served:** 0
Expected Outcomes	**What are the expected outcomes?** At the conclusion of each school year, the completed Assigned Plans document the child's Specific sill area and the results of activities utilized during the term, which specify outcomes such as Improved, Not Improved, and/or Promoted, Not Promoted. Outcomes for reading skills, for example, include: 1) Ability to retell stories and provide details, 2) Vocabulary, 3) Reading Proficiency, 4) Word Identification/Recognition. **Dosage:** Foster Grandparents will serve an average of three to five per week four to eight hours per day, and an average of 30 hours a week.
Barries to Service	Recruiting volunteers, rising transportation costs, and limited funding remain ongoing challenges sited by CoA for the Foster Grandparent program in recruiting additional Foster Grandparents for the program. **Solutions for Year 2:** HSE Program Coordinator will continue fostering strong relationships between BW faculty, FGP program staff, and BWE leadership to ensure alignment, support, and potential expansion of FGPs in additional classrooms.

Component Type	**WSCC Component** Counseling, psychological, and social services
Service Type	**Required Service** Mental health services and/or social services
Program Goal	**Program Goal** The program's goal is to increase education about and awareness of child abuse and prevention tactics through Gulf Coast Kid House.
2024-2025- Anticipated vs Actual Served	**Anticipated Number to Service:** 0 **Actual Served:** 0 (Program not active)
2025-2026 - Anticipated vs Actual Served	**Anticipated Number to Service:** 380 **Actual Served:** 400
Expected Outcomes	**What are the expected outcomes?** Increase awareness of child abuse prevention tactics. Outcomes are measured via pre-and post-test, as well as satisfaction surveys. Test and surveys will be conducted presentation. **Dosage:** Training sessions will be offered once a month during the school year. **Actual-** Training session were offered approximately 1 times in the academic year to all students.
Barries to Service	Scheduling conflicts due to testing dates and other school calendar events, and site availability resulted in fewer training sessions being offered. Although training sessions were available for families and students, the primary audience was students and all students attended sessions. **Solutions for Year 2:** HSE Program Coordinator will work with Gulf Coast Kids House Prevention staff to

	ensure adequate coordination of training scheduling, space availability, and communications with school community + families.

Component Type	**WSCC Component** Counseling, psychological, and social services
Service Type	**Required Service** Mental health services and/or social services
Program Goal	**Program Goal** To provide services that result in mental stabilization and rehabilitation to students and their families
2024-2025- Anticipated vs Actual Served	**Anticipated Number to Service:** 0 **Actual Served:** 0 (Program not active)
2025-2026 - Anticipated vs Actual Served	**Anticipated Number to Service:** 20-30 **Actual Served:** Unreported by school
Expected Outcomes	**What are the expected outcomes?** Improve emotional stability for students and families will enhance academic outcomes. **Dosage:** Determined by referrals. Interventions will be determined by the students' needs and the treatment plan. **Actual –** Referrals are handled by he school counselor and not reported to HSE.
Barries to Service	Referrals are made by the school guidance counselor to Lakeview or other services. Additionally, school staff were burdened by excessive behavioral intervention that did not exclusively meet criteria for escalated mental health intervention through lakeview. Finally, a stronger communications effort for families was

	needed to share Lakeview's services broadly. **Solutions for Year 2:** HSE Coordinator has worked with Lakeview and other mental help organizations like National Alliance on Mental Illness

Component Type	**WSCC Component** Counseling, psychological, and social services
Service Type	**Required Service** Social service support, including basic needs, attainment for students and families.
Program Goal	**Program Goal** Legal Services of North Florida will provide civil legal assistance to students to remove barrier that prevent academic achievement. These cases involve health care access, stabilized and safer housing, food stamps, similar benefits, and access to school services. ECT funding for this project is primarily intended to support the connection and partnership with legal assistance, which other sources will largely fund.
2024-2025- Anticipated vs Actual Served	**Anticipated Number to Service:** 0 **Actual Served:** 0 (Program not active)
2025-2026 - Anticipated vs Actual Served	**Anticipated Number to Service:** 0 **Actual Served:** 0
Expected Outcomes	**What are the expected outcomes?** At least 50 families with children at BWE will know their rights regarding common issues affecting their children's educational success and will be able to recognize when a legal solution exists for the problems they face. Five families with students at BWE will also revive direct legal services that will improve

	their stability while also promoting their children's educational success. Outcomes will include improved housing conditions, family safety, and access to educational support, depending on the nature of the barriers faced by each family. **Dosage:** 2 trainings per year; 3 community educational programs per year. **Actual-** No trainings of educational programs were offered; however, a direct referral from the HSE Program Coordinators at BWE directly supported a family navigating possible eviction, and participating in in community involvement events lead to distributing educational materials to participants. Legal Services also periodically attended afterschool parent engagement events to promote services and educate parents.
Barries to Service	Training sessions could not be offered on school property because of scheduling overlaps with school events and space availability constraints. **Solutions for Year 2:** In person and virtual engagement sessions will be offered throughout the year at the school Open House, and other parent engagement events.

Component Type	**WSCC Component** Family Engagement
Service Type	**Required Service** Community, school, and family engagement opportunities promoting health, nutrition, and wellbeing.
Program Goal	**Program Goal**

	ACR Gateway/Help Me Grow Parent Café's will increase family strengths, enhance child development, and reduce the likelihood of child abuse and neglect. They create an intimate environment where parents, caregivers, and community members can share and support each other as a strategy for strengthening families.
2024-2025- Anticipated vs Actual Served	**Anticipated Number to Service:** 0 **Actual Served:** 0 (Program not active)
2025-2026 - Anticipated vs Actual Served	**Anticipated Number to Service:** 45 **Actual Served:** 1 Sessions/ 4 participants
Expected Outcomes	**What are the expected outcomes?** Build the parents' protective factors, which help them provide nurturing care for their children and promote better outcomes. **Dosage:** 12 sessions with 20 participants each session. **Actual**- 0 sessions
Barries to Service	Difficulties with parent engagement and service partner restrictions have prevented Parent Café/Taste of Café sessions from happening. The service partner requires at least 9 participants to be held. We struggled to reach that number for planned sessions. ARC Gateway informed program staff and HSE leadership that sessions could not be held with fewer participants. **Solutions for Year 2:** We are evolving our family engagement strategy by leveraging existing afterschool engagement events as opportunities to connect with families. We will also offer alternative engagement opportunities that can be held regardless of participant numbers, providing families with more flexible and accessible ways to participate.

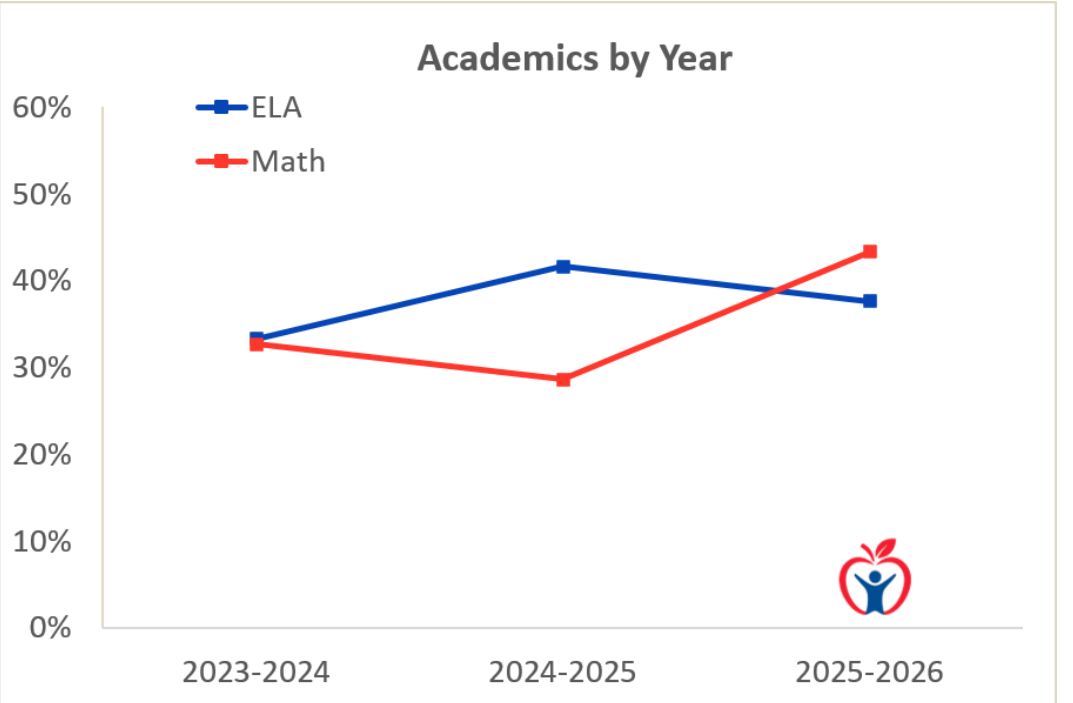

Subject	% Proficient	% Proficient	% Proficient
English Language Arts	33%	42%	28%
Math	33%	29%	43%

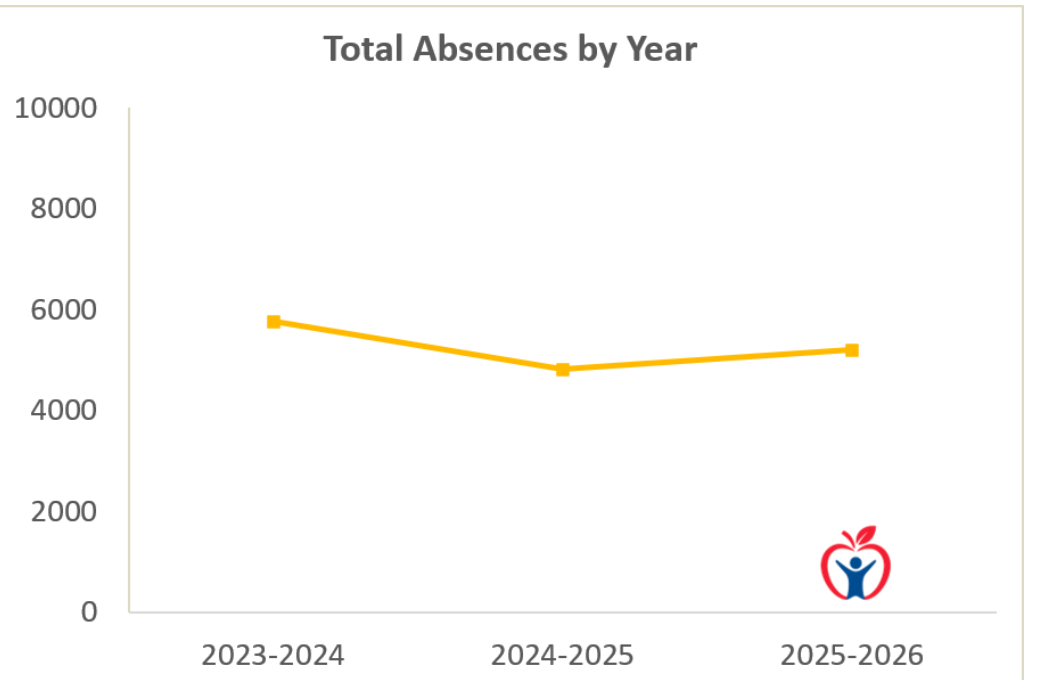

Description	Absences 23-24	Absences 24-25	Absences 25-26
Absences	5766	4811	5196

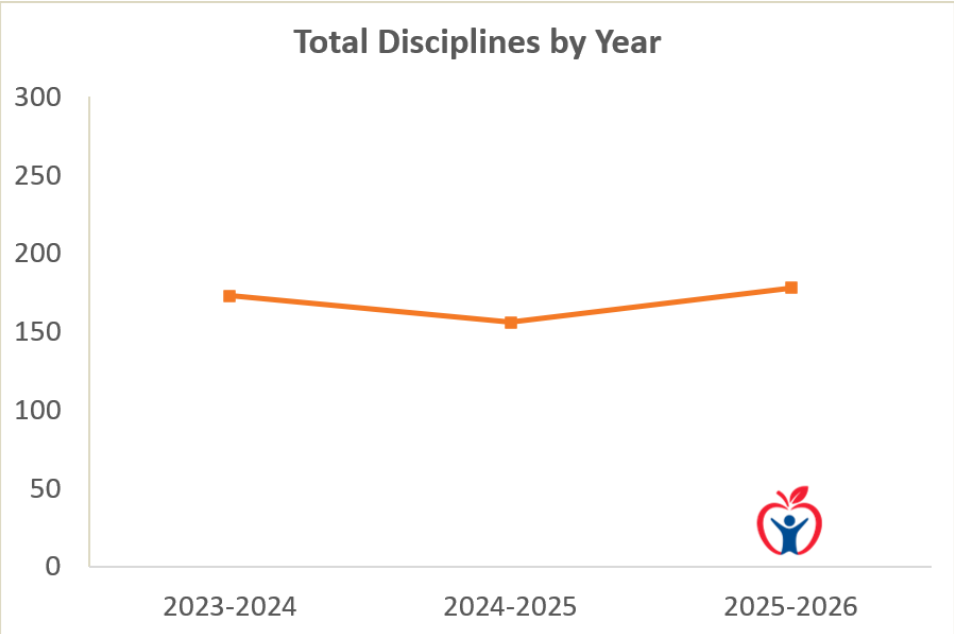

Description	Discipline 23-24	Discipline 24-25	Discipline 25-26
Office Discipline Referrals	173	156	178

Goals and Outcomes

Healthy Schools Escambia

West Pensacola Elementary

Year 1
2025-2026

Component Type	**WSCC Component** Physical education and physical activity
Service Type	**Required Service** Community, school, and family engagement opportunities promoting health, nutrition, and wellbeing
Program Goal	**Program Goal** The program's goal is to keep these students engaged in positive activities after the bell rings by providing homework help, structured physical activity, STEAM and arts projects, and supervised free play.
2024-2025- Anticipated vs Actual Served	**Anticipated Number to Service:** 0 **Actual Served:** 0 (Program not active)
2025-2026 - Anticipated vs Actual Served	**Anticipated Number to Service:** 30 **Actual Served:** 23
Expected Outcomes	**What are the expected outcomes?** The YMCA will recruit, hire, and train quality staff for this site, order equipment and supplies, promote/market the program to parents through take-home flyers, school events, and digital marketing. The program model successfully operates at school sites throughout the county **Dosage:** The after-school program will operate from school dismissal time until 4:00 pm five days a week when school is in session.
Barries to Service	Transportation home after afterschool programing ends hinders some student participation. **Solutions for Year 2:** To meet a wider student audience, the YMCA divided the program into two separate grade groups at WPE. 1st – 3rd and 4rd – 6th. The increase in services to lower grades meets a need some families have: siblings can participate in Y sports after school at the same time who might not otherwise meet the age requirement.

Component Type	**WSCC Component** Health Services
Service Type	**Required Service** On-site pediatric medical services
Program Goal	**Program Goal**

	Community Health Northwest Florida mobile unites will ensure children have equitable access to healthcare that overcomes barriers.
2024-2025- Anticipated vs Actual Served	**Anticipated Number to Service:** 0 **Actual Served:** 0 (Program not active)
2025-2026 - Anticipated vs Actual Served	**Anticipated Number to Service:** 248 **Actual Served:** 18
Expected Outcomes	**What are the expected outcomes?** 75% of the children who want to be seen by the mobile unit will be seen. **Dosage:** Medical/Vison Mobile Units deploy 3 times within the school year. **Actual – 1 time.**
Barries to Service	Scheduling around CHNWFL and school calendars for availability remains a struggle. While WPE would like the medical van to come more frequently, the school must compete with other schools who also have similar calendar limitations, and CHNWFL has to balance the needs of other schools around the school district. **Solutions for Year 2:** All CHNWFL mobile unit scheduling is now exclusively managed by the HSE Program Coordinator. The Program Coordinator has retained a list of dates to exclude when scheduling mobile unit deployments, which have been provided to CHNWFL staff for unit scheduling.

Component Type	**WSCC Component** Health Services
Service Type	**Required Service** Dental and eye care
Program Goal	**Program Goal** Ensure children have equitable access to healthcare to overcome barriers. Additionally, ensure that K and 1st grade children have been screened for vision and dental care needs and that those needs have been met. Vision services will screen sixty-three (63) children in kindergarten and first grade, and the Mobile Dental Unite will see 125.
2024-2025- Anticipated vs Actual Served	**Anticipated Number to Service:** 0 **Actual Served:** 0 (Program not active)
2025-2026 - Anticipated vs Actual Served	**Anticipated Number to Service:** 250 **Actual Served:** 111 (Dental) 18 (Vision)

Expected Outcomes	**What are the expected outcomes?** 80% of children with identified vision needs receive follow-up care. 75% of the children who want to be seen by the mobile dental unit will be seen **Dosage:** Medical/Vison Mobile Units will deploy 3 times within the school year. **Actual – 1.** Dental Mobile Unit will deploy 6 times in the school year. **Actual – 1.**
Barries to Service	Scheduling mobile unit deployments was delayed due to coordination and staffing and calendar challenges encountered during implementation. **Solutions for Year 2:** CHNWFL recently secured a separate Vision Van, which they plan to deploy to schools. This will increase the number of students screened for vision issues. The dental van will continue to be scheduled separately, providing dental exams for all students who will be seen. Those students who can't be seen during dental van's schedule week can be referred directly to the CHNWFL office for services.

Component Type	**WSCC Component** Health Education
Service Type	**Required Service** Nutrition and health education
Program Goal	**Program Goal** To provide experiential learning in science class, both inside and outside, using the school's garden greenhouse.
2024-2025- Anticipated vs Actual Served	**Anticipated Number to Service:** 0 **Actual Served:** 0 (Program not active)
2025-2026 - Anticipated vs Actual Served	**Anticipated Number to Service:** 25 **Actual Served:** 19 (Tee's House)
Expected Outcomes	**What are the expected outcomes?** Children will increase their knowledge of how plants grow by helping to plant and tend to the garden. Children will increase their understanding of the importance of vegetables in their diet and how they can improve their health.

	Dosage: WPE was the site of a nutrition and gardening pilot program from Tee's House. It was held after school 2 days per week for 8 weeks and 1 hour each day. 16 hours **Actual – 16 hours**
Barries to Service	Transportation home after afterschool programing ends hinders some student participation. **Solutions for Year 2:** The pilot program with Tee's House was successful. And plans were made to continue the program into the 2026-2027 school year, in conjunction with the UFNEP program to engage students consistently throughout the school year.

Component Type	**WSCC Component** Community Involvement
Service Type	**Required Service** Mentoring Opportunities
Program Goal	**Program Goal** The goal of Council on Aging's Foster Grandparent program is for at-risk children to development skills, confidence and strength needed to succeed academically and in life.
2024-2025- Anticipated vs Actual Served	**Anticipated Number to Service:** 0 **Actual Served:** 0 (Program not active)
2025-2026 - Anticipated vs Actual Served	**Anticipated Number to Service:** 120 **Actual Served:** 17
Expected Outcomes	**What are the expected outcomes?** At the conclusion of each school year, the completed Assigned Plans document the child's Specific sill area and the results of activities utilized during the term, which specify outcomes such as Improved, Not Improved, and/or Promoted, Not Promoted. Outcomes for reading skills, for example, include: 1) Ability to retell stories and provide details, 2) Vocabulary, 3) Reading Proficiency, 4) Word Identification/Recognition. **Dosage:** Foster Grandparents will serve an average of three to five per week four to eight hours per day, and an average of 30 hours a week. **Actual –** Foster Grandparent served at least 5 days a week for 8

	hours a day when school was in session in approximately 1 classroom. Total number of students impacted: 17. 12 out of 17 students (70%) saw improvement in Star Readiness scores.
Barries to Service	Rising transportation costs and limited funding remain ongoing challenges sited by CoA for the Foster Grandparent program in recruiting additional Foster Grandparents for the program. WPE distance from volunteers. **Solutions for Year 2:** HSE Program Coordinator will continue fostering strong relationships between WPE faculty, FGP program staff, and WPE leadership to ensure alignment, support, and potential expansion of FGPs in additional classrooms.

Component Type	**WSCC Component** Counseling, psychological, and social services
Service Type	**Required Service** Mental health services and/or social services
Program Goal	**Program Goal** The program's goal is to increase education and awareness of child abuse and prevention tactics through Gulf Coast Kid House.
2024-2025- Anticipated vs Actual Served	**Anticipated Number to Service:** 0 **Actual Served:** 0 (Program not active)
2025-2026 - Anticipated vs Actual Served	**Anticipated Number to Service:** 380 **Actual Served:** 447
Expected Outcomes	**What are the expected outcomes?** Increase awareness of child abuse prevention tactics. Outcomes are measured via pre-and post-test, as well as satisfaction surveys. Tests and surveys will be conducted in the presentation. **Dosage:** Training sessions were offered once a year during the school year for all students. **Actual-** Virtual training sessions were completed in every classroom.
Barries to Service	Although training sessions were available for families and students, the primary audience was students. **Solutions for Year 2:**

	HSE Program Coordinator and school guidance counselor will work with Gulf Coast Kids House Prevention staff to ensure adequate coordination of training scheduling and communications with school community + families.

Component Type	**WSCC Component** Counseling, psychological, and social services
Service Type	**Required Service** Mental health services and/or social services
Program Goal	**Program Goal** To provide services that result in mental stabilization and rehabilitation to students and their families
2024-2025- Anticipated vs Actual Served	**Anticipated Number to Service:** 0 **Actual Served:** 0 (Program not active)
2025-2026 - Anticipated vs Actual Served	**Anticipated Number to Service:** 20-30 **Actual Served:** 17
Expected Outcomes	**What are the expected outcomes?** Improving emotional stability for students and families will enhance academic outcomes. **Dosage:** Determined by referrals. Interventions will be determined by the students' needs and the treatment plan. **Actual – 17 referrals**
Barries to Service	Transportation for families to get to Lakeview Center for care, and some families' unwillingness to seek help when dealing with mental health issues are some challenges. **Solutions for Year 2:** School wide initiative during suicide and mental health awareness month with posters and fliers around the school and educational presentations with students.

Component Type	**WSCC Component** Counseling, psychological, and social services
Service Type	**Required Service** Social service support, including basic needs, and attainment for students and families.
Program Goal	**Program Goal**

	Legal Services of North Florida will provide civil legal assistance to students to remove barriers that prevent academic achievement. These cases involve health care access, stabilized and safer housing, food stamps, similar benefits, and access to school services. ECT funding for this project is primarily intended to support the connection and partnership with legal assistance, which other sources will largely fund.
2024-2025- Anticipated vs Actual Served	**Anticipated Number to Service:** 0 **Actual Served:** 0 (Program not active)
2025-2026 - Anticipated vs Actual Served	**Anticipated Number to Service:** 5 **Actual Served:** 3. The legal services team was invited to school outreach events such as opening of the schools Roadrunner Resource Center for students and families.
Expected Outcomes	**What are the expected outcomes?** Outreach to at least 50 families with children at WPE to educate know their right regarding common issues affecting their children's educational success and will be able to recognize when a legal solution exists for the problems they face. Five families with students at WPE will also revive direct legal services that will improve their stability while also promoting their children's educational success. Outcomes will include improved housing conditions, family safety, and access to educational support, depending on the nature of the barriers faced by each family. **Dosage:** 2 trainings per year; 3 community educational programs per year. **Actual**- No trainings of educational programs were offered; however, a direct referral from the HSE Program Coordinators at WPE directly supported a family navigating possible eviction and participating in in community and family engagement events lead to distributing educational materials to participants.
Barries to Service	Training sessions could not be offered on school property because of scheduling overlaps with school events and space availability constraints. **Solutions for Year 2:** Legal services improved their referral portal to make identifying students from

	participating schools like WPE easier to speed up access to services.

Component Type	**WSCC Component** Family Engagement
Service Type	**Required Service** Community, school, and family engagement opportunities promote health, nutrition, and wellbeing.
Program Goal	**Program Goal** ACR Gateway/Help Me Grow Parent Café's will increase family strengths, enhance child development, and reduce the likelihood of child abuse and neglect. They create an intimate environment where parents, caregivers, and community members can share and support each other as a strategy for strengthening families.
2024-2025- Anticipated vs Actual Served	**Anticipated Number to Service:** 0 **Actual Served:** 0 (Program not active)
2025-2026 - Anticipated vs Actual Served	**Anticipated Number to Service:** 45 **Actual Served:** 7
Expected Outcomes	**What are the expected outcomes?** Build the parents' protective factors, which help them provide nurturing care for their children and promote better outcomes. **Dosage:** 12 sessions with 20 participants for each session. **Actual**- 1 session with 7 participants
Barries to Service	Parent Café/Taste of Café sessions require at least 9 participants to be held. We struggled to reach that number for planned sessions. ARC Gateway informed program staff and HSE leadership that sessions could not be held with fewer participants. **Solutions for Year 2:** We are evolving our family engagement strategy by leveraging existing afterschool engagement events as opportunities to connect with families. We will also offer alternative engagement opportunities that can be held regardless of participant numbers, providing families with more flexible and accessible ways to participate.

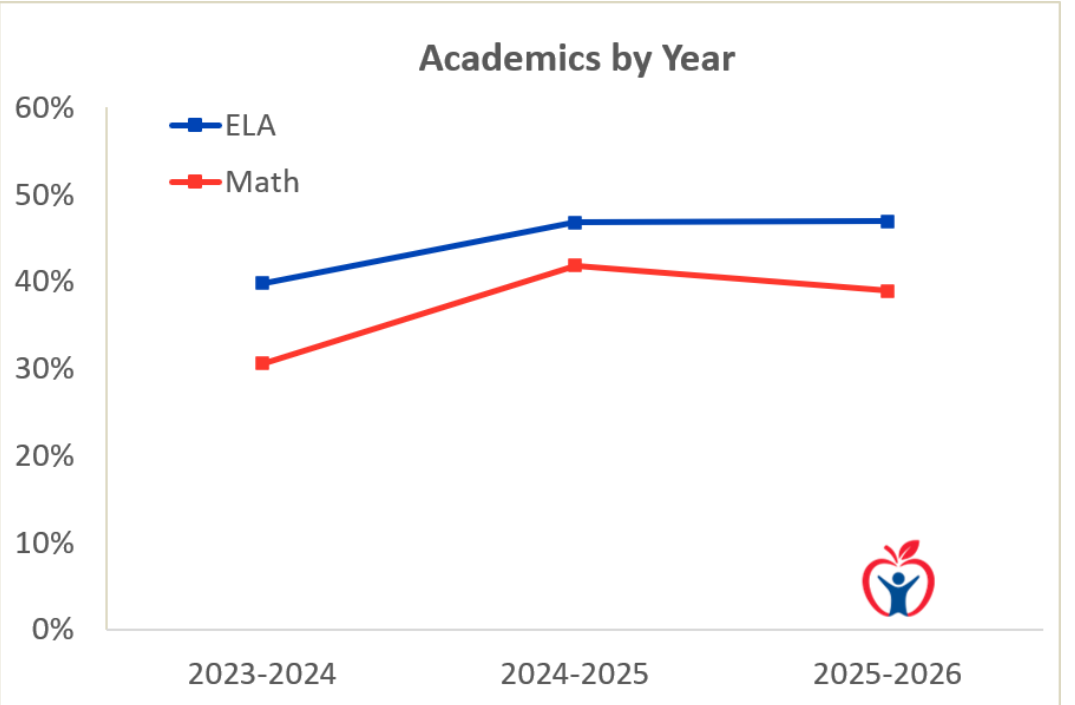

Subject	% Proficient	% Proficient	% Proficient
English Language Arts	40%	47%	47%
Math	31%	42%	39%

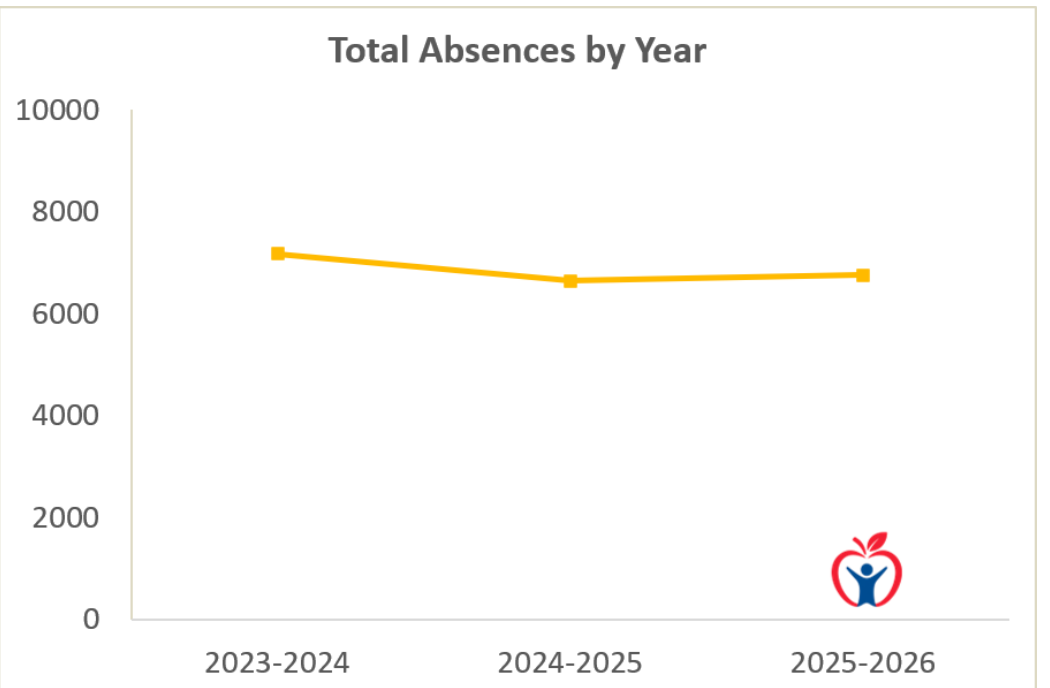

Description	Absences 23-24	Absences 24-25	Absences 25-26
Absences	7170	6649	6752

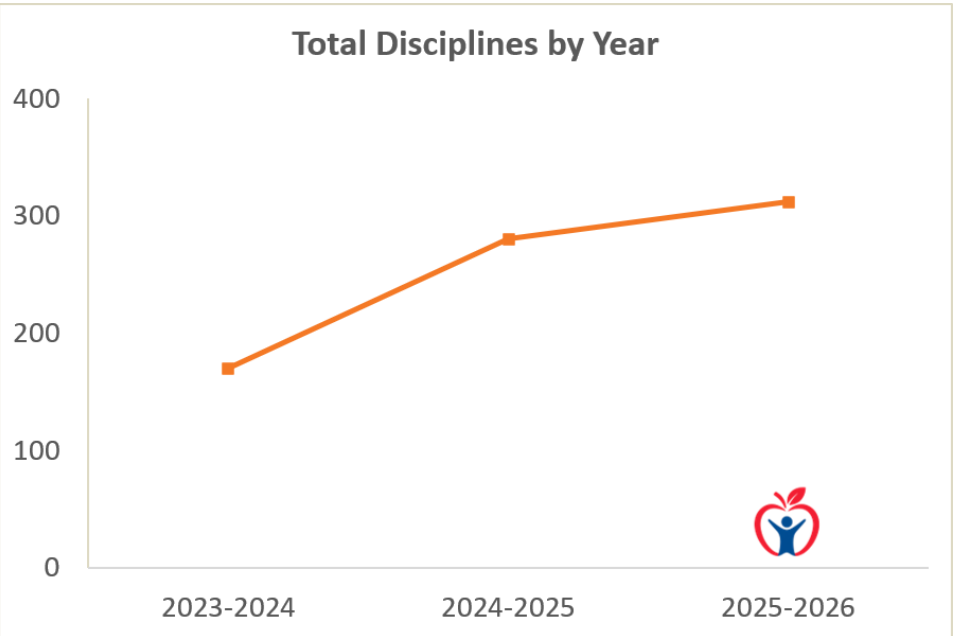

Description	Discipline 23-24	Discipline 24-25	Discipline 25-26
Office Discipline Referrals	170	280	312

Program Measures

Healthy Schools Escambia

Year 3

2026-2027

Section A – Program Measures

Analyzing Data

Describe the partnership's approach to collecting and analyzing data amongst all participating partners to provide overall results of implemented services and programming.

To manage, harmonize, and analyze data from all community partners, the University of West Florida (UWF) will develop individualized quarterly data reporting tools for each partner organization. These will be based upon the goals submitted by each organization to UWWF each year and will include targets for the number of children and families served. Further progress on academic measures will be gathered from the schools. These will be imported into a central database, managed by UWF but accessible to the steering committee and UWWF. Quarterly data collection will commence two weeks before the quarter's end, and UWF will produce a data report with visualizations. United Way of West Florida will call a Steering Committee meeting at the conclusion of each quarter to review and discuss data trends. Data will be used to engage in continuous improvement and ensure that partner organizations meet target goals.

Framework Outcomes

Describe individually how the program or service supports healthier lives for students and/or families. Identify specific outcomes from the WSCC framework that the program/service will work toward and measure.

In Year 3, Healthy Schools Escambia will address all 10 WSCC framework components in response to needs assessments conducted in Year 1, 2024-2025, with faculty/staff and families at Global Learning Academy and O.J. Semmes Elementary, and needs in Year 2, 2025-2026, with faculty/staff and families at Brentwood Elementary and West Pensacola Elementary, and mini needs assessments conducted with administration at Ensley Elementary and Navy Point Elementary.

Healthy Schools Escambia will build on the foundational work established in Year 1 and 2 schools by extending comprehensive support services to Year 3 sites, Ensley Elementary and Navy Point Elementary. These efforts will include onsite medical and dental care, referral pathways to Lakeview and Legal Services of North Florida, family/parent engagement programming, and community needs assessments to inform responsive service delivery. Educational workshops will continue through partnerships with Gulf Coast Kids House and Legal Services of North Florida. Additionally, after-school sports programming will be extended to Ensley Elementary and Navy Point Elementary, and academic tutoring services will be hosted at all six HSE school sites. And health and nutrition education will expand to all six HSE school sites with new partnerships with Tee's House and the University of Florida's Expanded Food and Nutrition Education Program.

Details of potential services and expected outcomes for each WSCC component are listed below:

1. **Health Education**
    a. Potential Services:
        i. Education on the benefits of physical activity and a healthy diet
        ii. Integrate trauma-informed practices into curricula and programming across grade levels iii.
        iii. Establish a 'Healthy Habits' wellness initiative to focus on topics such as hygiene, nutrition, sleep routines, and hydration
    b. Outcomes:
        i. Increased student engagement and retention of health concepts
        ii. Improved health literacy across the campus community

2. **Nutrition Environment and Services**
    a. Potential Services:
        i. Partner with local food banks, farms, and organizations to provide seasonal produce, nutrition education, live demonstrations, and meal starter kits that can be prepared at home
        ii. Student-led garden clubs that connect nutrition to science and sustainability
        iii. Hands-on activities using food models, sorting games, and meal-building exercises
        iv. Quarterly emergency food distribution, benefiting students and families with healthy meal components
    b. Expected Outcomes:
        i. Students and the school community will gain insight about healthy eating, growing healthy seasonal food in a manageable and economic manner, and gain a deep understanding of nutritious food options
3. **Physical Education and Physical Activity**
    a. Potential Services
        i. After school physical education, sports, and physical activity
        ii. Offer movement-based clubs (e.g., dance, martial arts, yoga). iii. Create inclusive PE programs for students with disabilities
    b. Expected Outcomes:
        i. Improved fitness, which is linked to academic achievement
        ii. Increased physical activity among all student groups
        iii. Enhanced motor skills and self-confidence
4. **Health Services**
    a. Potential Services
        i. Provide on-site medical and dental services to enhance the standard of health and health knowledge for students and families
        ii. Implement care coordination with local providers for chronic condition management
    b. Expected Outcomes:

        i. Increased percentage of families and students with access to healthcare
        ii. Increased student engagement and retention
        iii. Early identification and intervention for health concerns
        iv. Reduce absenteeism due to unmanaged health issues

5. **Counseling, Psychological, and Social Services**
    a. Potential Services:
        i. Referral services with community-based organizations that will extend the services currently provided by the school district
        ii. Trauma-informed training for school staff and families
        iii. Legal assistance and education for family related to issues impacting the child's educational success (e.g., eviction, basic needs insecurity)
    b. Expected Outcomes
        i. Expanded behavioral health services offered to students and family access to mental health services provided by Lakeview
        ii. Greater family stability, increased benefits, and improved access to educational support, dependent on the nature of the barriers faced by each family
        iii. Increased referrals to appropriate supports
        iv. Improved coping skills and emotional regulation.
6. Social and Emotional Climate
    a. Potential Services
        i. Launch student-led climate councils to assess and improve school culture
        ii. Use restorative circles to build empathy and resolve conflict
        iii. Classroom and after-school program agreements co-created by students to foster respect and inclusion
        iv. Academic tutoring programs to foster positive relationships, build student confidence, and create safe spaces for learning
        v. Host after-school enrichment programming to promote emotional resilience, peer connection, and inclusive engagement while strengthening academic skillsets
    b. Expected Outcomes
        i. Improved sense of belonging and school connectedness
        ii. Decreased reports of bullying, exclusion, and adverse behaviors
7. **Physical Environment**
    a. Potential Services
        i. Safe routes to school mapping and walkability audits
        ii. Green space enhancements and calming corners in classrooms
        iii. Improved lighting, air quality, and sensory-friendly spaces
    b. Expected Outcomes
        i. Enhanced learning conditions and comfort
        ii. Reduced environmental stressors

        iii. Increased student safety
        iv. Enhanced readiness to learn through sensory-friendly environments

8. **Family Engagement**
    a. Potential Services
        i. Parent Cafés at each school
        ii. Parent wellness ambassador program co-designed with families
        iii. Multilingual family resource nights with wraparound service providers
        iv. Co-design wellness goals with families through focus groups, surveys, and/or listening sessions
        v. Host multilingual family forums with childcare and meals
        vi. Host resource fairs to highlight community-based organizations that provide support services for families seeking basic needs and enrichment opportunities
    b. Expected Outcomes
        i. Increase family strengths and participation in school initiatives
        ii. Stronger alignment between home and school wellness practices
        iii. Strengthened family-school trust and collaboration
        iv. Increased family participation in school decision-making
        v. Increased family awareness and utilization of local resources, leading to improved access to basic needs, enrichment programs, and wraparound supports that contribute to student stability and success
9. **Community Involvement**
    a. Potential Activities
        i. Conduct a community needs assessment with school staff and the broader community to help define current perceptions of overall community and school community health.
        ii. Service-learning projects aligned with community health priorities
        iii. Collaborate with district-level wellness teams and committees
        iv. Mentorship opportunities that encourage intergenerational relationships
    b. Expected Outcomes
        i. Strengthened community-school partnerships
        ii. Aligned practices with district-level priorities
        iii. Expanded community ownership of student wellness
        iv. Responsive, tailored school programming based on results of community needs assessment.
        v. Stronger intergenerational relationships
10. **Employee Wellness**
    a. Potential Services
        i. Staff wellness champions and peer support circles
        ii. Embedded mindfulness, movement, and professional renewal opportunities
        iii. Create recharge zones and encourage flexible wellness activities

iv. Co-created wellness challenges that include students and staff

b. Expected Outcomes
   i. Improved staff retention and morale
   ii. Increased modeling of healthy behaviors for students
   iii. Improved school-wide culture of wellness
   iv. Strengthened intergenerational relationships and modeling of healthy behaviors

Goals and Targets

The goal for this program is to annually serve the following numbers of children, families, and staff per WSCC component.

- **Pediatric Medical services**
  - 100 children total per school
- **Dental Services**
  - 100 children total per school
- **Vision Services**
  - 100 children total per school
- **Social Service Support (including basic needs attainment for students and families)**
  - 50 families with children will gain information about their legal rights.
  - .Up to 5 families per school will be the recipients of direct legal assistance.
    - Brentwood Elementary
    - Global Learning Academy
    - O.J. Semmes Elementary
    - West Pensacola Elementary
    - Ensley Elementary
    - Navy Point Elementary
- **Mental Health Services and/or Support Services**
  - Lakeview will serve 60 students/family members across all schools for behavioral health services
    - Brentwood Elementary
    - Global Learning Academy
    - O.J. Semmes Elementary
    - West Pensacola Elementary
    - Ensley Elementary
    - Navy Point Elementary
- **Family Engagement**
  - HSE will partner with participating schools to engage parents in at least 3 family engagement events on-site per school year. HSE will invite partner organizations to promote services and educate parents at events and offer incentives to parents and students for attendance such as food and snacks

and other incentives prizes to encourage attendance. The goal of at least 50 families with students attending each event.
    - 3 community-based family resource nights offered

Goals and Targets
Define the goals and targets for the grant period Specifically, how many children and/or families would be served by the organization(s) annually.
While formal goals and performance targets for Year 2 implementation at Ensley and Brentwood have not yet been finalized, Healthy Schools Escambia intends to model projected benchmarks based on Year 1 and 2 goals and targets at Global Learning Academy and O.J. Semmes Elementary. This approach allows us to anticipate service delivery needs, align with WSCC components, and prepare for responsive, data-informed planning.

Preliminary Targets by WSCC Component (Modeled from Year 1 and 2 Benchmarks):

- Physical Health Services
    - Medical: Onsite visits for 100 students per school
    - Dental: Preventive services for 100-125 students per school
    - Vison: Onsite vision exams for 100-125 students per school
    - YMCA Sports: YMCA will provide a sports after-school program for students at:
        - Global Learning Academy (20 Students)
        - West Pensacola Elementary (40 Students)
        - Ensley Elementary (20 Students)
        - Navy Point Elementary (20 Students)
- Nutrition and Health Education
    - **Student Reach:** Deliver nutrition and health education to 100% of students in grades K-5 through various means such as enrichment sessions, embedded curriculum, or family engagement events.
    - **Healthy Food Access:** Coordinate with school cafeterias and community providers to promote nutritious options and food literacy.
- **Behavioral and Mental Health + Social Support Services**
    - **Referrals to Lakeview:** 20-30 students and families per school, with coordinated follow-up.
    - **Basic Needs Attainment & Legal Assistance:** 50 families with children will gain information about their legal rights. Up to 5 families per school will be the recipients of direct legal assistance.
    - **Child Abuse Prevention:** All schools will receive education and training on child abuse prevention in partnership with Gulf Coast Kids House.
- **Social and Emotional Climate**
    - **Needs Assessments:** Conducted annually to inform programming and partnerships
    - **Academic Tutoring:** Tutoring services will be provided at all schools.

    - **Mentoring & Academic Support:** Council on Aging's Foster Grandparents will be placed in 4-6 classrooms at Global Learning Academy, O.J. Semmes Elementary, and West Pensacola Elementary.
- **Family Engagement**
    - **Parent Engagement Participation:** HSE will partner with schools to engage at least 50 families and students at a minimum of 3 events per year per school.
    - **Family Workshops:** Host 2-3 nutrition and health education events per school year.
- **Community Engagement**
    - **Local Collaborations:** Partner with local organizations and food banks to co-deliver services related to food insecurity and other basic needs insecurities.

Collection Methods
Describe data collection methods and tools for measuring the outputs and outcomes, and how often this occurs.

Healthy Schools Escambia will continue to implement and refine its data collection and evaluation protocols to ensure accountability, responsiveness, and continuous improvement across all WSCC components. Building on the foundation established in Year 1 and 2, we will maintain core measurement strategies while exploring additional methods in consultation with the HSE Steering Committee, HSE Partner Organizations, and Escambia Children's Trust staff. Year 3 will include continued exploration of enhanced data visualization tools, a shared dashboard, and cross-agency data alignment strategies. These efforts will ensure that measurement practices remain rigorous, equitable, and actionable.

Individual reports for each partner organization under their respective WSCC components will be collected monthly and quarterly via United Way of West Florida's ECimpact grant management software. Partner agencies will be required to submit measurable program goals, inclusive of the number of students and/or families served. UWWF and HSE Steering Committee will review all reports and make determinations about the achievement of program goals.

Achieved Outcomes
Describe how the partnership will know when the proposed outcomes have been achieved.

Healthy Schools Escambia will assess the achievement of proposed outcomes through a combination of quantitative benchmarks, qualitative feedback, and stakeholder validation. Outcomes will be considered achieved when measurable improvements align with predefined targets across WSCC components and when stakeholder feedback confirms meaningful impact.

Key indicators of success may include:

- **Service Delivery Benchmarks:** Meeting or exceeding targets for student participation, family engagement, and referral completion.
- **Behavioral and Knowledge Gains:** Demonstrated improvement in student health literacy, social-emotional skills, behavioral referrals, and safety awareness through pre-/post-assessments and observational data.
- **Family and Community Engagement:** Increased caregiver participation, satisfaction, and trust as captured through surveys, focus groups, and attendance records.
- **System -Responsiveness:** Evidence that programming adapts to emerging needs identified through biannual needs assessments, monthly and quarterly reporting, and community input.
- **Partner Alignment: Confirmation from HSE Steering Committee, partner organizations, and ECT staff that services are effectively coordinated, equitable, and aligned with strategic goals informed by the WSCC framework.**

Achievements will be validated through ongoing data review cycles, including monthly and quarterly reporting, and refined through continuous improvement efforts to ensure sustained impact and relevance.

Continuous Improvement
***Describe the partnership's plan for continuous improvement*.**

Healthy Schools Escambia is committed to ongoing evaluation and responsive program refinement across all participating school sites. In Year 3, we will continue monthly and quarterly reporting cycles to monitor service delivery, track progress toward goals, and identify emerging needs. These efforts will be informed by annual needs assessment results and enriched through community-based focus groups and engagement opportunities. Input from families, school staff, and partner organizations will drive iterative improvements and ensure that programming remains equitable, effective, and aligned with local priorities.

Section B – Year 2 Program Measures, Goals, and Outcomes Overview

The following charts outline proposed measures, goals, and expected outcomes for Healthy School Escambia's Year 3 implementation at Ensley Elementary and Navy Point Elementary. These targets are exclusive to Year 3 activities and reflect the anticipated scope of services and evaluation benchmarks for these two sites. While foundational efforts at Global Learning Academy and O.J. Semmes Elementary have been ongoing since Year 1, and Brentwood Elementary and West Pensacola Elementary since Year 2 this framework is tailored to the unique needs and opportunities at Ensley and Navy Point. It

will guide planning, service delivery, and continuous improvement throughout the program year.

Ensley Elementary Goals and Outcomes Chart

Component Type	**WSCC Component** Physical education and physical activity
Service Type	**Required Service** Community, school, and family engagement opportunities promoting health, nutrition, and wellbeing
Program Goal	**Program Goal** The program's goal is to keep these students engaged in positive activities after the bell rings by providing homework help, structured physical activity, STEAM and arts projects, and supervised free play.
2026-2027 – Anticipated Served	**Anticipated Number to Service:** 20
Expected Outcomes	**What are the expected outcomes?** The YMCA will recruit, hire, and train quality staff for this site, order equipment and supplies, promote/market the program to parents through take-home flyers, school events, and digital marketing. The program model successfully operates at school sites throughout the county. **Dosage:** The after-school program will operate from school dismissal time until 4:00 pm five days a week when school is in session.

Component Type	**WSCC Component** Health Services
Service Type	**Required Service** Medical, Dental, Vision
Program Goal	**Program Goal** Community Health Northwest Florida mobile units will ensure children have equitable access to healthcare that overcomes barriers. Additionally, ensure that K & 1st grade children have been screened for dental and vision care needs and that those needs have been met.
2026-2027 – Anticipated Served	**Anticipated Number to Service:** • On-site pediatric medical services

	○ 100 • Dental services ○ 100 • Vision services ○ 100
Expected Outcomes	**What are the expected outcomes?** • **Medical:** Onsite visits for 100students per school annually • **Dental:** Onsite visits for 100-125 students per school annually • **Vision:** Onsite visits for 100-125 students per school annually

Component Type	**WSCC Component** Health Education
Service Type	**Required Service** Nutrition and health education
Program Goal	**Program Goal** To provide experiential learning both inside and outside of the classroom, using the school's property to develop a small garden.
2026-2027 – Anticipated Served	**Anticipated Number to Service:** Deliver nutrition and health education to 100% of students in grades k-5 through various means such as afterschool enrichment, embedded curriculum, and family engagement events.
Expected Outcomes	**What are the expected outcomes?** Children will increase their knowledge of how plants grow by helping to plant and tend to the garden. Children will increase their understanding of the importance of vegetables in their diet and how they can improve their health.

Component Type	**WSCC Component** Community Involvement
Service Type	**Required Service** Mentoring/Positive Role Model Opportunities
Program Goal	**Program Goal** To connect students to positive role models and provide for mentoring opportunities
2026-2027 – Anticipated Served	**Anticipated Number to Service:** 25
Expected Outcomes	**What are the expected outcomes?**

	Partner with community organizations to bring programs into the school that engage students with positive role models and mentors.

Component Type	**WSCC Component** Counseling, psychological, and social services
Service Type	**Required Service** Mental health services and/or social services
Program Goal	**Program Goal** The program's goal is to increase education and awareness of child abuse and prevention tactics through Gulf Coast Kid House.
2026-2027 – Anticipated Served	**Anticipated Number to Service:** 450
Expected Outcomes	**What are the expected outcomes?** Gulf Coast Kids House will provide child abuse prevention education to students and families, when available, during the school year. The expected outcome is increase awareness of child abuse prevention tactics. Outcomes are measured via pre-and post-test, as well as satisfaction surveys. Tests and surveys will be conducted in the presentation.

Component Type	**WSCC Component** Counseling, psychological, and social services
Service Type	**Required Service** Mental health services and/or social services
Program Goal	**Program Goal** To provide services that result in mental stabilization and rehabilitation to students and their families
2026-2027 – Anticipated Served	**Anticipated Number to Service:** 5-10
Expected Outcomes	**What are the expected outcomes?** Upon referral, Lakeview will provide intervention to the student and their family after an initial assessment. A treatment plan will be developed, and clinical interventions will be implemented in collaboration with the family. The goal to improve emotional stability for students and families to enhance academic outcomes.

Component Type	**WSCC Component**

	Family Engagement
Service Type	**Required Service** Community, school, and family engagement opportunities promote health, nutrition, and wellbeing.
Program Goal	**Program Goal** We are evolving our family engagement strategy by leveraging existing afterschool engagement events as opportunities to connect with families. We will also offer alternative engagement opportunities that can be held regardless of participant numbers, providing families with more flexible and accessible ways to participate.
2026-2027 – Anticipated Served	**Anticipated Number to Service:** 50 Families
Expected Outcomes	**What are the expected outcomes?** Build the parents' protective factors which help them to provide nurturing care for their children, promoting better outcomes for children overall.

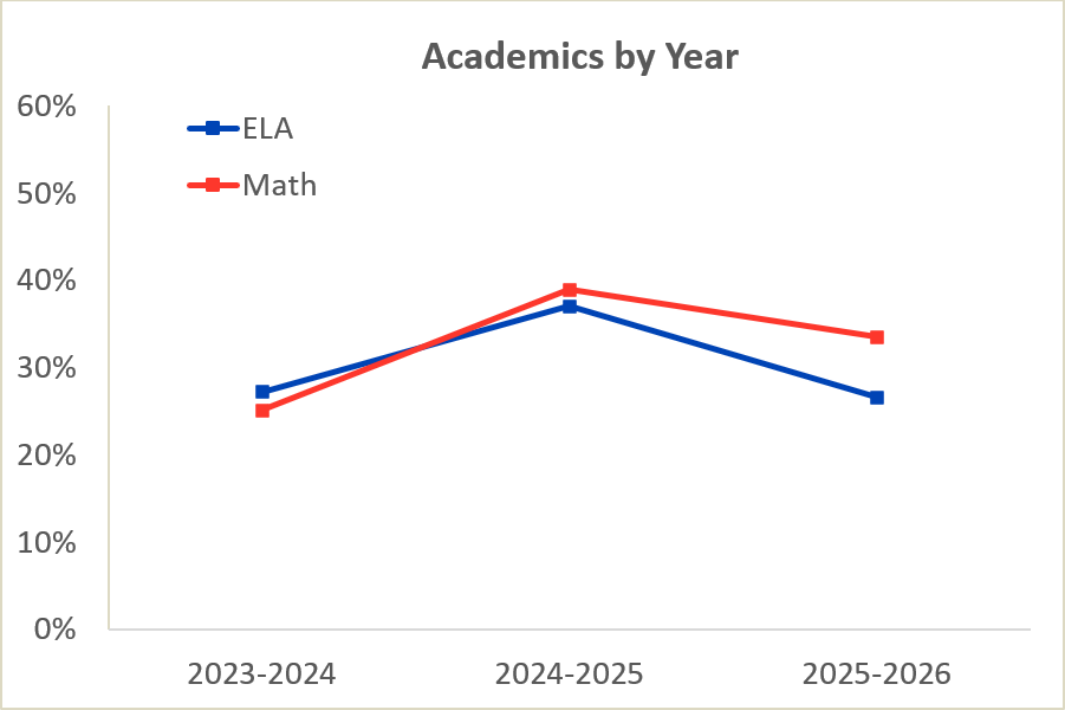

Subject	% Proficient	% Proficient	% Proficient
English Language Arts	27%	37%	27%
Math	25%	39%	34%

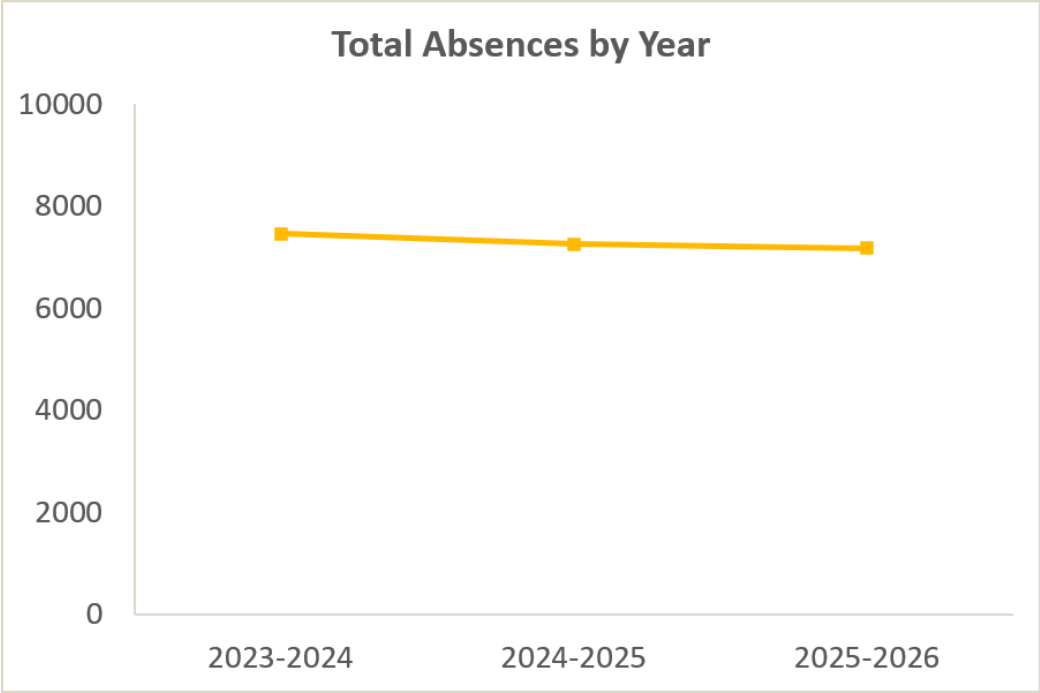

Description	Absences 23-24	Absences 24-25	Absences 25-26
Absences	7456	7256	7175

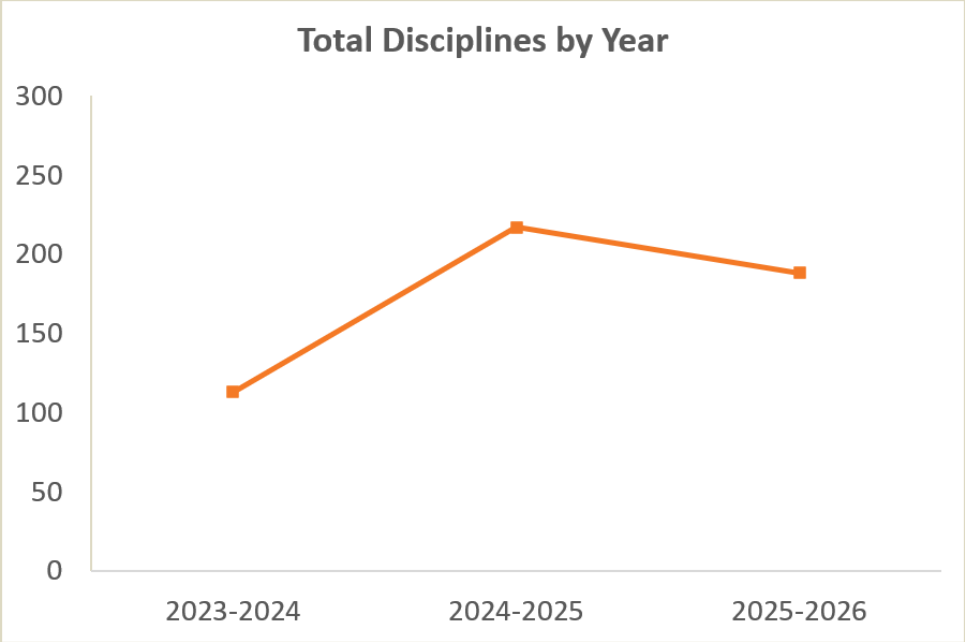

Description	Discipline 23-24	Discipline 24-25	Discipline 25-26
Office Discipline Referrals	113	217	188

Navy Point Elementary Goals and Outcomes Chart

Component Type	**WSCC Component** Physical education and physical activity
Service Type	**Required Service** Community, school, and family engagement opportunities promoting health, nutrition, and wellbeing
Program Goal	**Program Goal** The program's goal is to keep these students engaged in positive activities after the bell rings by providing homework help, structured physical activity, STEAM and arts projects, and supervised free play.
2026-2027 – Anticipated Served	**Anticipated Number to Service:** 20
Expected Outcomes	**What are the expected outcomes?** The YMCA will recruit, hire, and train quality staff for this site, order equipment and supplies, promote/market the program to parents through take-home flyers, school events, and digital marketing. The program model successfully operates at school sites throughout the county. **Dosage:** The after-school program will operate from school dismissal time until 4:00 pm five days a week when school is in session.

Component Type	**WSCC Component** Health Services
Service Type	**Required Service** Medical, Dental, Vision
Program Goal	**Program Goal** Community Health Northwest Florida mobile units will ensure children have equitable access to healthcare that overcomes barriers. Additionally, ensure that K & 1st grade children have been screened for dental and vision care needs and that those needs have been met.
2026-2027 – Anticipated Served	**Anticipated Number to Serve:** • On-site pediatric medical services ○ 100

	• Dental services
	  ○ 100
	• Vision services
	  ○ 100

Expected Outcomes	**What are the expected outcomes?** • **Medical:** Onsite visits for 100 students per school annually • **Dental:** Onsite visits for 100-125 students per school annually • **Vision:** Onsite visits for 100-125 students per school annually

Component Type	**WSCC Component** Health Education
Service Type	**Required Service** Nutrition and health education
Program Goal	**Program Goal** To provide experiential learning both inside and outside of the classroom, using the school's property to develop a small garden.
2026-2027 – Anticipated Served	**Anticipated Number to Service:** Deliver nutrition and health education to 100% of students in grades k-5 through various means such as afterschool enrichment, embedded curriculum, and family engagement events.
Expected Outcomes	**What are the expected outcomes?** Children will increase their knowledge of how plants grow by helping to plant and tend to the garden. Children will increase their understanding of the importance of vegetables in their diet and how they can improve their health.

Component Type	**WSCC Component** Community Involvement
Service Type	**Required Service** Mentoring/Positive Role Model Opportunities
Program Goal	**Program Goal** To connect students to positive role models and provide for mentoring opportunities
2026-2027 – Anticipated Served	**Anticipated Number to Serve:** 50
Expected Outcomes	**What are the expected outcomes?**

	Partner with community organizations to bring programs into the school that engage students with positive role models and mentors. Programs such as Pensapreneur Kids, Ready Kids, and afterschool enrichments.

Component Type	**WSCC Component** Counseling, psychological, and social services
Service Type	**Required Service** Mental health services and/or social services
Program Goal	**Program Goal** The program's goal is to increase education and awareness of child abuse and prevention tactics through Gulf Coast Kid House.
2026-2027 – Anticipated Served	**Anticipated Number to Service:** 450
Expected Outcomes	**What are the expected outcomes?** Gulf Coast Kids House will provide child abuse prevention education to students and families, when available, during the school year. The expected outcome is increase awareness of child abuse prevention tactics. Outcomes are measured via pre-and post-test, as well as satisfaction surveys. Tests and surveys will be conducted in the presentation.

Component Type	**WSCC Component** Counseling, psychological, and social services
Service Type	**Required Service** Mental health services and/or social services
Program Goal	**Program Goal** To provide services that result in mental stabilization and rehabilitation to students and their families
2026-2027 – Anticipated Served	**Anticipated Number to Service:** 5-10
Expected Outcomes	**What are the expected outcomes?** Upon referral, Lakeview will provide intervention to the student and their family after an initial assessment. A treatment plan will be developed, and clinical interventions will be implemented in collaboration with the family. The goal to improve emotional stability for students and families to enhance academic outcomes.

Component Type	**WSCC Component** Family Engagement
Service Type	**Required Service** Community, school, and family engagement opportunities promote health, nutrition, and wellbeing.
Program Goal	**Program Goal** We are evolving our family engagement strategy by leveraging existing afterschool engagement events as opportunities to connect with families. We will also offer alternative engagement opportunities that can be held regardless of participant numbers, providing families with more flexible and accessible ways to participate.
2026-2027 – Anticipated Served	**Anticipated Number to Serve:** 50 Families
Expected Outcomes	**What are the expected outcomes?** Build the parents' protective factors which help them to provide nurturing care for their children, promoting better outcomes for children overall.

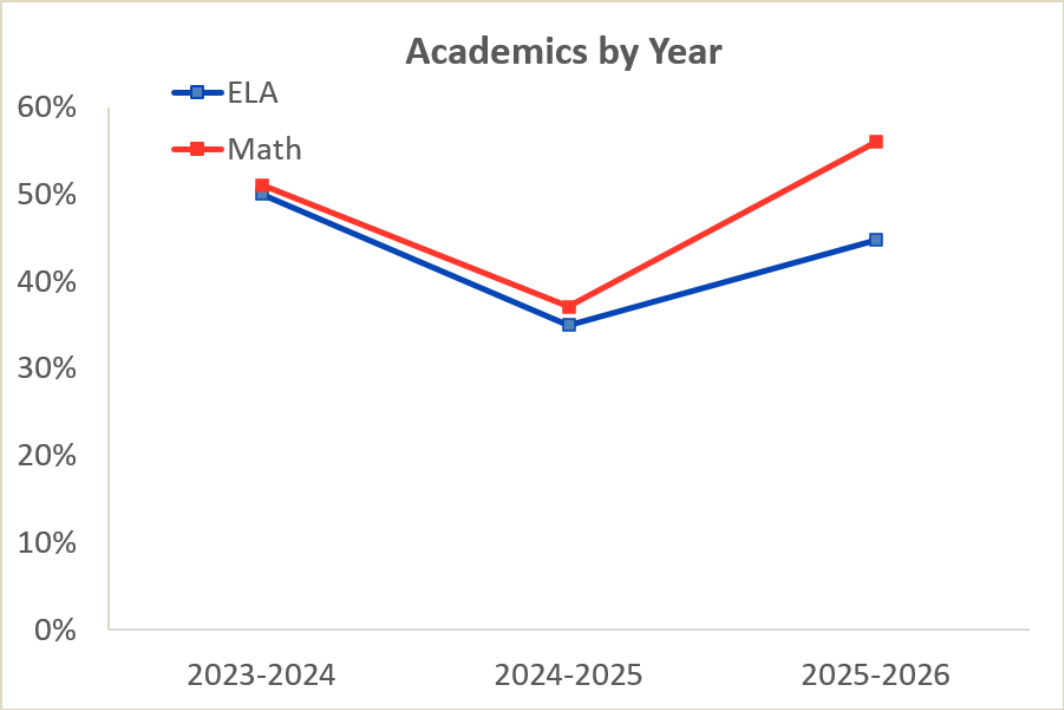

Subject	% Proficient	% Proficient	% Proficient

English Language Arts	50%	35%	45%
Math	51%	37%	56%

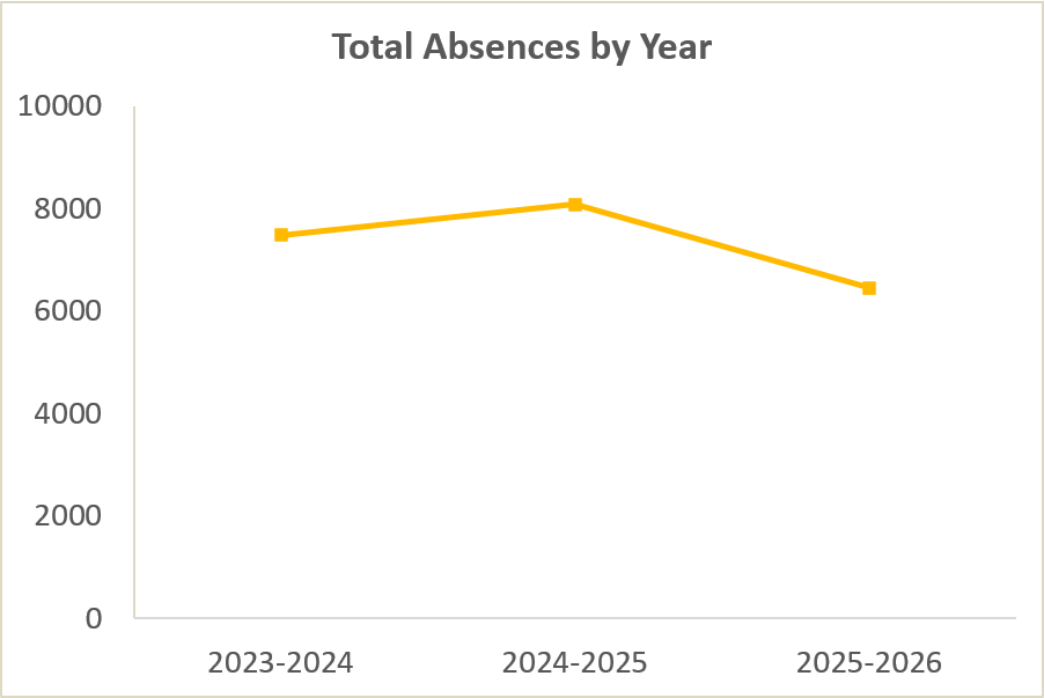

Description	Absences 23-24	Absences 24-25	Absences 25-26
Absences	7478	8076	6447

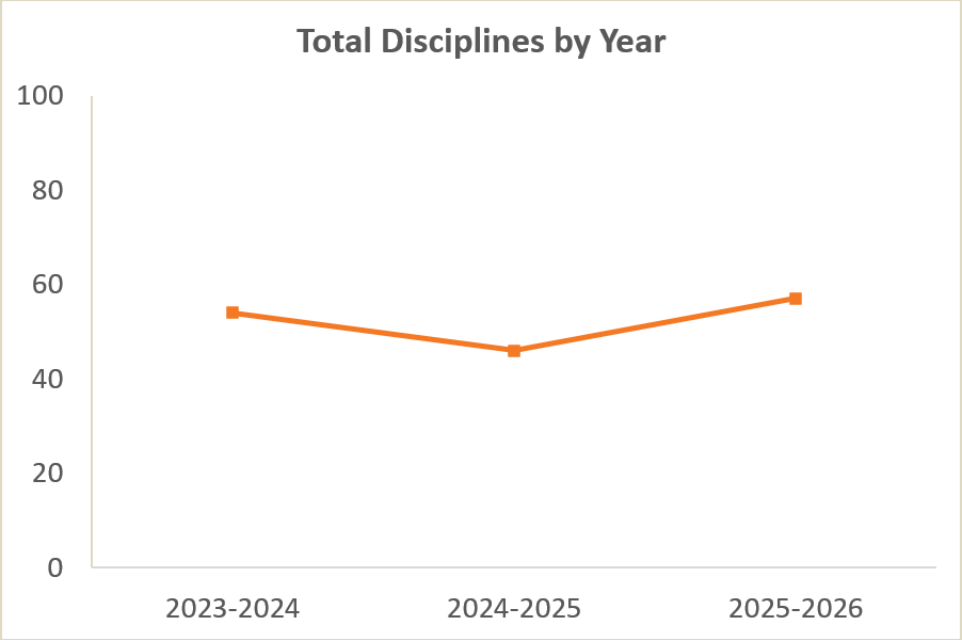

Description	Discipline 23-24	Discipline 24-25	Discipline 25-26

Office Discipline Referrals	54	46	57

community health
northwest florida
HealthcareWithinReach.org
ESCAMBIA
CHILDREN'S TRUST
MOBILE OPTOMETRY CLINIC
850-436-4630
CLEAR VISION
TO LEARN

MOBILE OPTOMETRY
Ford

Project Renewal Budget Request

Organization Name:	**Escambia Community Clinics Inc. D/B/A Community Health**
Project Name:	**Clear Vision to Learn**
Project Period: MM/DD/YY to MM/DD/YY	**12/1/26 to 11/30/27**

Complete this form using MS Excel.

- Submit the proposed project budget using this form **ONLY** along with your proposal narrative.
- Include all revenue and expenses for the proposed project. Net income should equal zero ($0).
- If necessary, add line items to reflect all anticipated revenue and expenses.

	Year 2 Original Budget	Requested Year 2 budget	Requested budget change
Revenue			
ECT Request	$ 100,000.00	$ 260,000.00	$ 160,000.00
			$ -
Total Revenue	$ 100,000.00	$ 260,000.00	$ 160,000.00
Expenses			
Personnel (Salary and Wages)		$ 116,034.00	$ 116,034.00
Payroll Taxes		$ 8,877.00	$ 8,877.00
Benefits (Insurance, Retirement, etc.)		$ 24,367.00	$ 24,367.00
Workers Comp		$ 3,481.00	$ 3,481.00
Advertising and Marketing		$ 7,241.00	$ 7,241.00
Direct Client Assistance	$ 100,000.00	$ 100,000.00	$ -
			$ -
Total Direct Expenses	$ 100,000	$ 260,000	$ 160,000.00
Indirect expenses (state % used)			
Total Expenses	$ 100,000	$ 260,000	$ 160,000.00
Net Income	$ -	$ -	$ -

Indirect Percentage ***0%*** ***0%***

Escambia Children's Trust Funding Application Project renewal Budget with Narrative				
Agency Name		**Escambia Community Clinics Inc. D/B/A Community Health**		
Program Name		**Clear Vission to Learn**		
Period funding requested for		**12/1/26 to 11/30/27**		
Proposed number participants		**2000**		
		Year 1		
Line Item	**Explanation**	**Other funding**	**ECT funding requested**	**Total budget**
Salaries/ Wages	List position, number of employees in positions at same payrate and number of hours worked during grant period. These are W-2 employees.			
	Optomitrist 76Hr	$ 79,040.00	$ 79,040.00	
	Project Coordinator 26.76Hr	$ 41,752.00	$ 13,917.00	
	Optometry Tec 22.19 Hr	$ 23,078.00	$ 23,077.00	
	Finance Admin support 25.00Hr	$ 10,000.00		
	Billing Admin support 20.00Hr	$ 10,000.00		
	Management Admin support 30.00hr	$ 10,000.00		$ 289,904.00
	Total	$ 173,870.00	$ 116,034.00	
Benefits	List benefits paid			
	Optomitrist (31.65%=3% W/C, 3% 401b, 7.65% Taxes, and 18% Insurance)	$ 25,016.16	$ 25,016.16	
	Project Coordinator (31.65%=3% W/C, 3% 401b, 7.65% Taxes, and 18% Insurance)	$ 13,214.51	$ 4,404.73	
	Optomitry Tec (31.65%=3% W/C, 3% 401b, 7.65% Taxes, and 18% Insurance)	$ 7,304.19	$ 7,303.87	$ 91,754.62
	Admin suport Fringe total	$ 9,495.00		
	Total	$ 55,029.86	$ 36,724.76	
Legal	List amount expected for legal services			
	Legal Service retainer	$ 5,000.00		$ 5,000.00
Accounting & Auditing	List amounts for accounting/bookkeeping services, audit, payroll processing fees, etc.			
	Audit atribution	$ 5,000.00		
				$ 5,000.00
	Total	$ 5,000.00	$ -	
IT Services	List amounts for any IT contracts you have or IT services you anticipate.			
	IT Infastructure an operations	$ 20,000.00		
	Epic Electronic Medical Records	$ 60,000.00		$ 80,000.00
	Total	$ 80,000.00	$ -	
Lease/Space Rental	Address of building: Rate per month x number of months.			
	1380 N Palafox Street 2500 per month	$ 60,000.00		
				$ 60,000.00
	Total	$ 60,000.00	$ -	
Utilities (elctricity, water, etc.)	List all utilities and average monthly amount			
	Water Sewer Power average 500 per month	$ 6,000.00		
				$ 6,000.00
	Total	$ 6,000.00	$ -	

Line Item	Explanation	Other funding	ECT funding requested	Total budget
Property Insurance	List property Insurance policies			
	Clinic Insurance	$ 5,000.00		$ 5,000.00
	Total	$ 5,000.00	$ -	
Auto Insurance	List Auto Insurance Policies			
	MOC policy	$ 7,500.00		$ 7,500.00
	Total	$ 7,500.00	$ -	
Staff Travel (Local, Out-of-County, etc.)	List local and out of county travel anticipated			
	Milage at Federal rate	$ 10,000.00		$ 10,000.00
	Total	$ 10,000.00	$ -	
Printing & Binding	Anticipated printing and binding			
	Release and permission forms and flyers buisness cards	$ 3,000.00		$ 3,000.00
	Total	$ 3,000.00	$ -	
Advertising and Marketing	List anticipated Advertising and Marketing expenses			
	Program Marketing		$ 7,241.24	$ 7,241.24
	Total	$ -	$ 7,241.24	
Office Supplies (Items < $5,000)	Office supplies and equipment items costing less than $5,000 for each item.			
	Office supplies	$ 4,000.00		$ 4,000.00
	Total	$ 4,000.00	$ -	
Software or Apps	Computer Software of mobile apps used in business operations			
	Micrisoft Suite	$ 4,000.00		$ 4,000.00
	Total	$ 4,000.00	$ -	
Professional Development	Staffing Continuing Education CEU for licensure maintanince	$ 4,500.00		$ 4,500.00
	Total	$ 4,500.00	$ -	
Participant travel	List participant travel expenses as anticipated			
	Medical Transport	$ 4,100.14		$ 4,100.14
	Total	$ 4,100.14	$ -	
Participant incentives	List what the incentive is, how it's earned and dollar amount limit per participant			
	Apintment grab bags for attending apointments	$ 12,000.00		$ 12,000.00
	Total	$ 12,000.00	$ -	
Building Maintenance	Minor and normal building maintenance. Examples include pest control, lawn care, and minor repairs to buildings and equipment			
	Building and MOC maintanance	$ 6,000.00		$ 6,000.00
	Total	$ 6,000.00	$ -	

Line Item	Explanation	Other funding	ECT funding requested	Total budget
Program Supplies	Supplies used by participants in program operations			
	Non Durable medical supplies	$ 50,000.00		$ 50,000.00
	Total	$ 50,000.00	$ -	
Direct Client Assistance	Assistance given to Participants to address a need of that participant, examples include clothes, food, housing, etc. Specify dollar amount per particpant and what needs will be addressed.			
	Cost of Care for uninsured praticipants		$ 100,000.00	$ 100,000.00
	Total	$ -	$ 100,000.00	
Total Expenses		**$ 495,000.00**	**$ 260,000.00**	$ 755,000.00
Direct expenses summary	**Direct Expenses**			
	Salaries/ Wages	$ 173,870.00	$ 116,034.00	$ 755,000.00
	Benefits	$ 55,029.86	$ 36,724.76	
	Legal	$ 5,000.00	$ -	
	Accounting & Auditing	$ 5,000.00	$ -	
	IT Services	$ 80,000.00	$ -	
	Lease/Space Rental	$ 60,000.00	$ -	
	Utilities (elctricity, water, etc.)	$ 6,000.00	$ -	
	Property Insurance	$ 5,000.00	$ -	
	Auto Insurance	$ 7,500.00	$ -	
	Staff Travel (Local, Out-of-County, etc.)	$ 10,000.00	$ -	
	Printing & Binding	$ 3,000.00	$ -	
	Advertising and Marketing	$ -	$ 7,241.24	
	Office Supplies (Items < $5,000)	$ 4,000.00	$ -	
	Software or Apps	$ 4,000.00	$ -	
	Professional Development	$ 4,500.00	$ -	
	Participant travel	$ 4,100.14	$ -	
	Participant incentives	$ 12,000.00	$ -	
	Building Maintenance	$ 6,000.00	$ -	
	Program Supplies	$ 50,000.00	$ -	
	Direct Client Assistance	$ -	$ 100,000.00	
	Total Indirect Expense	$ 495,000.00	$ 260,000.00	
Total Expenses		**$ 495,000.00**	**$ 260,000.00**	**$ 755,000.00**
Indirect percentage		**0.00%**	**0.00%**	**0.00%**

Request percentage of Direct expenses	34.44%
Request Percentage of Indirect expenses	#DIV/0!
Request percentage of Total Expenses	34.44%

Proposed number of participants	2000
Cost per participant	$ 130.00

Justification for Year 2 Budget Modification

Clear Vision to Learn

Submitted to: Escambia Children's Trust
Agency: Escambia Community Clinics, Inc. d/b/a Community Health Northwest Florida
Funding period: December 1, 2026 – November 30, 2027 (Year 2)
Revised Year 2 request: $260,000 (increase of $160,000)

Request

Community Health Northwest Florida (CHNWF) respectfully requests that the Escambia Children's Trust approve a revised Year 2 budget of $260,000 for Clear Vision to Learn for the period December 1, 2026 through November 30, 2027. This is an increase of $160,000 over the original Year 2 allocation of $100,000.

The original $100,000 for the cost of care for uninsured children stays fully intact. The additional funds support the clinical team needed to operate the Mobile Optometry Clinic during what has, in practice, become the program's first full year of service.

Delays Outside CHNWF's Control

Year 1 was designed to launch the program and begin serving children. Two factors outside CHNWF's control delayed that launch.

First, the build-out of the mobile optometry unit took significantly longer than planned. As a result, the unit will deploy with fewer than 60 days remaining in the Year 1 grant term.

Second, Northwest Florida has a shortage of optometrists, and CHNWF could not fill the position locally. We recruited an optometrist from Ohio, which added lead time but secured the licensed provider the program cannot operate without. The launch phase that was meant to take a few months ended up taking most of the year.

Responsible Stewardship of Year 1 Funds

CHNWF responded to these delays the way a responsible steward of public funds should. We did not spend to budget. We held expenses to what the program actually needed at each stage.

We expect to use less than 50 percent of the $1.3 million allocated for Year 1, which means as much as $800,000 will not be drawn down and will remain with the Trust. The additional $160,000 requested for Year 2 is about one-fifth of that amount. Even with this modification, the Trust's total two-year investment in Clear Vision to Learn will be substantially lower than originally committed.

What the Additional $160,000 Funds

The additional $160,000 is tied directly to the staff who deliver care.

Line item	Share funded by ECT year 2	Amount
Optometrist salary (first 6 months of year 2)	50%	$79,040
Optometry technician salary (first 6 months of year 2)	50%	$23,077
Project coordinator salary (first 6 months of year 2)	25%	$13,917
Fringe benefits (31.65% of wages)	—	$36,725
Program marketing (outreach and consent forms)	—	$7,241
Total added in Year 2		**$160,000**

CHNWF carries the rest of the program. Our organization is contributing $490,000 in general operations

funding toward the $750,000 total budget. That covers the remaining clinical salaries, administrative and billing support, electronic health records and IT, facility and vehicle costs, insurance, medical supplies, transportation, and participant incentives.

The Trust's share is about 35 percent of the total. For every dollar the Trust invests, CHNWF contributes nearly two, at a cost of $130 per child served for a projected 2,000 children.

A Bridge to Sustainability

This request is also about sustainability. A new mobile program has a ramp-up period while it builds school schedules, establishes referral pathways, and grows patient volume. During that time, visit revenue cannot yet support the full clinical team.

Year 2 support bridges that gap. It keeps the optometrist and technician in place while the program reaches the volume that lets insured visits and CHNWF's own investment sustain it, which reduces its reliance on Trust funding over time. Without this bridge, the program would begin its first real year of service unable to fully staff the unit the Trust helped build.

Conclusion

The delays of the past year were frustrating for all of us. Every month the unit sat idle was a month that children in Escambia County went without the eye care they need to read the board, follow a lesson, and succeed in school.

The unit is now nearly ready, the provider is in place, and the program is prepared to deliver. CHNWF has shown that it will spend Trust dollars only when they produce results. We ask the Trust to approve this modification so that Clear Vision to Learn can serve the children it was created to reach.

2025-26

Naval Aviation Museum Foundation

National Flight Academy Renewal Report

12/1/2025 to 8/31/2026

ESCAMBIA CHILDREN'S TRUST

Our Children. Our Community. Our Future.

Naval Aviation Museum Foundation

National Flight Academy - 12/1/2025 to 8/31/2026

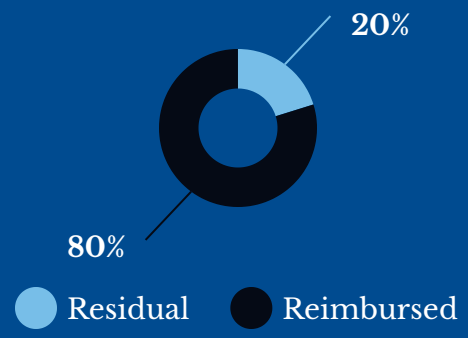

Program Budget
$396,720.00

Total Expenditures
$316,578.30

Number Served
(Proposed vs Actual)
294 / 164

Projected Amount Per Participant
$1,349.39

Actual Amount Per Participant
$1,930.36*

**The actual amount per participant will decrease once programming for the new school year begins*

Percent of Participants Living in High Poverty Census Tracts

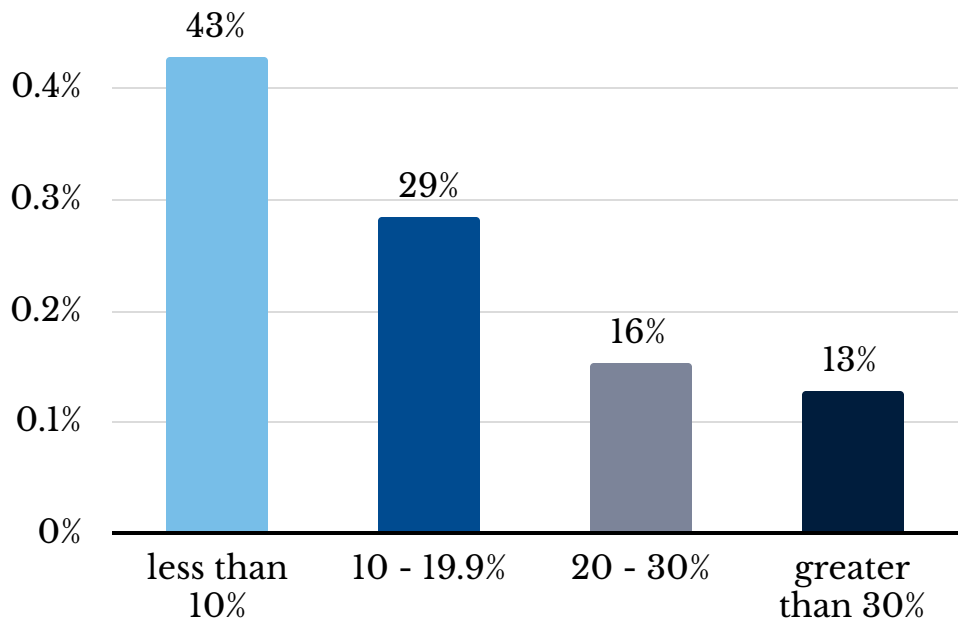

Most Participants Reside in Commission Districts 5 and 1

D5 - 40.2%
D1 - 25.6%

Gender

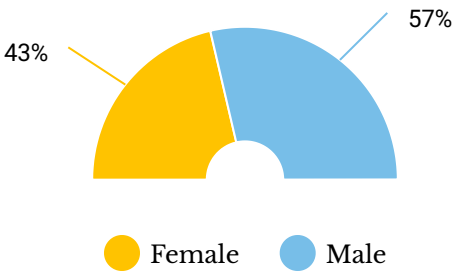

Race

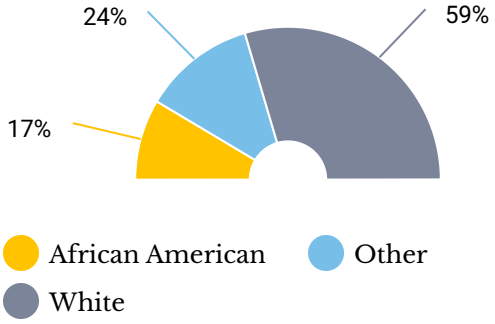

Age Range

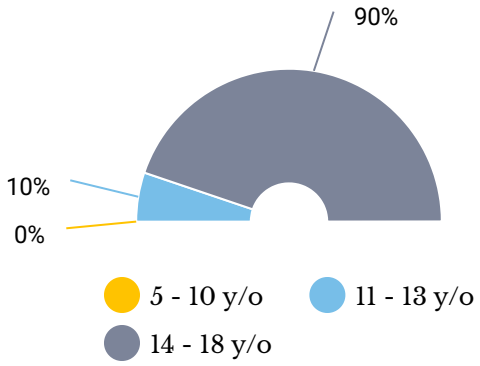

Program Location - National Flight Academy

National Flight Academy's (NFA) program is a 5-day, 4-night Deployment where participants are housed in residence aboard NFA's 100,000 square foot virtual aircraft carrier.

Students explore topics from basic 3D physics and motion to advanced aeronautical engineering and propulsion. The program also covers navigation, flight dynamics, and practical calculations like time, distance, and fuel—strengthening their grasp of core STEM principles through real-world applications.

Program Goal of 7 Deployments per Fiscal Year - 42 Participants per Deployment

Number of Days Programming is Offered Monthly

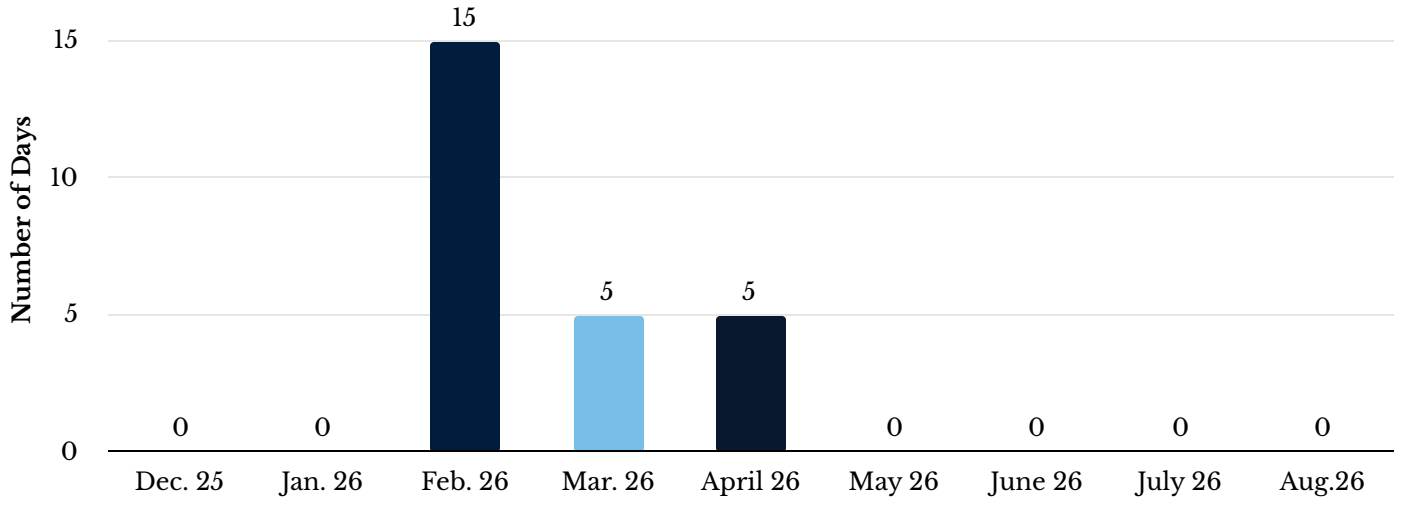

Number of Participants Attending Programming Monthly

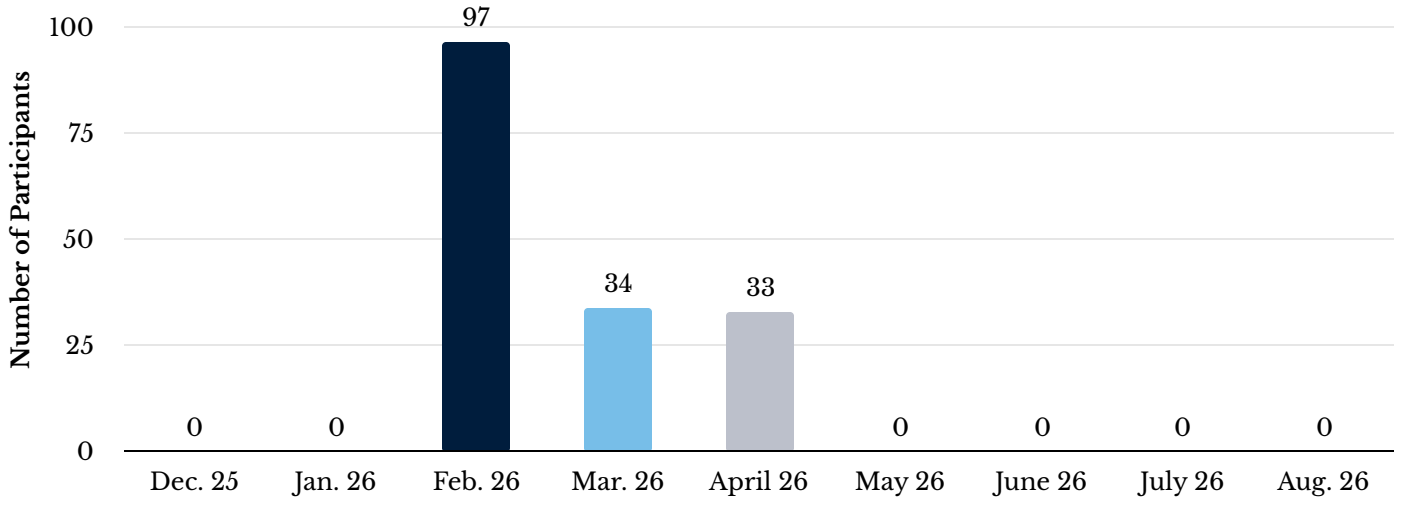

National Flight Academy

25/26 Performance Measures

Deployment Test Scores

Participants at the National Flight Academy complete pre- and post-deployment tests to systematically evaluate learning gains from the deployment experience.

Pre-Deployment Average Score - 57.4

Post -Deployment Average Score - 69.3

Average Gain of 12 points

75.2% of participants demonstrated improvement between their pre- and post-assessment scores, with 45% of those participants increasing their scores by 20 points or more.

Deployment Participant Survey Results

Pre-Deployment Survey Results

89.2% expressed excitement about joining the National Flight Academy ahead of their upcoming deployment

Post-Deployment Survey Results

97.6% enjoying their deployment and described it as a highly positive experience

84.8% left deployment with an increased confidence in working as a team to solve problems and find creative solutions

79.9% gained new insights into STEM education and now feel more confident tackling these subjects in school

71.9% left deployment feeling motivated to expand their STEM engagement—joining clubs, participating in organizations, and taking on more challenging classes

68.9% feel more confident in subjects they once struggled with, reflecting a significant improvement in understanding

Project Renewal Budget Request

ESCAMBIA CHILDREN'S TRUST
Our Children. Our Community. Our Future.

Organization Name:	**Naval Aviation Museum Foundation**
Project Name:	**National Flight Academy**
Project Period: MM/DD/YY to MM/DD/YY	**1 December 2026 - 30 November 2027**

Complete this form using MS Excel.

- Submit the proposed project budget using this form **ONLY** along with your proposal narrative.
- Include all revenue and expenses for the proposed project. Net income should equal zero ($0).
- If necessary, add line items to reflect all anticipated revenue and expenses.

	Year 2 Original Budget	Requested Year 2 budget	Requested budget change
Revenue			
ECT Request	$ 410,360.00	$ 410,360.00	$ -
			$ -
Total Revenue	$ 410,360.00	$ 410,360.00	$ -
Expenses			
Personnel (Salary and Wages)	$ 279,590.00	$ 276,590.00	$ (3,000.00)
Benefits (Insurance, Retirement, etc.)	$ 21,388.00	$ 17,720.00	$ (3,668.00)
Other Professional Services/Contract labor	$ 61,676.00	$ 56,550.00	$ (5,126.00)
Food and Snacks	$ 40,706.00	$ 49,000.00	$ 8,294.00
Client/Participent Transportation	$ 7,000.00	$ 10,500.00	$ 3,500.00
			$ -
Total Direct Expenses	$ 410,360	$ 410,360	$ -
Indirect expenses (state % used)			
Total Expenses	$ 410,360	$ 410,360	$ -
Net Income	$ -	$ -	$ -

Indirect Percentage	***0%***	***0%***

Escambia Children's Trust Funding Application Budget with Narrative				
Agency Name		**Naval Aviation Museum Foundation**		
Program Name		**National Flight Academy**		
Period funding requested for		**1 December 2026 - 30 November 2027**		
Proposed number participants		**294**		
		Year 3		
Line Item	**Explanation**	**Other funding**	**ECT funding requested**	**Total budget**
Salaries/ Wages	List position, number of employees in positions at same payrate and number of hours worked during grant period. These are W-2 employees.			
	Program Manager/Coordinator@2080 hours/year. $63k annual		$ 61,500.00	$ 276,589.73
	Program Leads (3) @2080 hours/year. $43,680 each		$ 130,000.00	
	Seasonal staff salary (part time personnel used to execute the weekly program.		$ 16,900.00	
	Prorated salary for Client Relations Director		$ 19,189.73	
	Prorated salary for Operations and Facilities Director		$ 35,000.00	
	Prorated salary for IT manager		$ 14,000.00	
	Total	$ -	$ 276,589.73	
Benefits	List benefits paid			
	FICA on salaries of $276,589 at 7.65% = $21,159 (requesting reimbursement for $17.7k)	$ 3,438.73	$ 17,720.27	$ 21,159.00
	Total	$ 3,438.73	$ 17,720.27	
Other Professional Services	List any professional practitioners, technical consultants, or semi-professional technicians who are not contracted labor and are engaged as an independent contractor for a specified service on a fee or other individual contractual basis.			
	Rushing Emergency Medical Services 24 hour nursing support for 7 weeks		$ 52,000.00	$ 56,550.00
	Crown Linen - linens @ $650 per week		$ 4,550.00	
	Total	$ -	$ 56,550.00	
Food and Snacks	List food and snacks anticipated to be used			
	MayDay LLC food service for program weeks @ $7,000 per week flat rate per contract		$ 49,000.00	$ 49,000.00
	Total	$ -	$ 49,000.00	
Participant travel	List participant travel expenses as anticipated			
	Beach Bum Trolley - transportation to and from National Flight Academy 7 weeks		$ 10,500.00	$ 10,500.00
	Total	$ -	$ 10,500.00	
Total Expenses		**$ 3,438.73**	**$ 410,360.00**	$ 413,798.73

Line Item	Explanation	Other funding	ECT funding requested	Total budget
Direct expenses summary	**Direct Expenses**			
	Salaries/ Wages	$ -	$ 276,589.73	
	Benefits	$ 3,438.73	$ 17,720.27	
	Other Professional Services	$ -	$ 56,550.00	
	Food and Snacks	$ -	$ 49,000.00	$ 413,798.73
	Participant travel	$ -	$ 10,500.00	
	Total Indirect Expense	$ 3,438.73	$ 410,360.00	
Total Expenses		**$ 3,438.73**	**$ 410,360.00**	**$ 413,798.73**
Indirect percentage		**0.00%**	**0.00%**	**0.00%**

Request percentage of Direct expenses	99.17%
Request Percentage of Indirect expenses	#DIV/0!
Request percentage of Total Expenses	99.17%

Proposed number of participants	294
Cost per participant	$ 1,395.78

Helping People. Changing Lives.

community Action

PROGRAM COMMITTEE, INC.

September 29, 2026

Dear Escambia Children's Trust Board and Staff,

The Community Action Program Committee, Inc. (CAPC) respectfully submits this formal request to amend our existing Escambia Children's Trust award to authorize the implementation of a 6% salary supplement for all Head Start and Early Head Start employees. This adjustment is essential to stabilizing our workforce, strengthening instructional quality, and sustaining the high impact early learning environments that Escambia County families rely on.

Workforce Stability Challenges

CAPC has experienced significant workforce contractions over the past year, directly affecting program quality and compliance:

- Head Start staffing decreased from 106 to 82 employees, including a reduction in current/former Head Start parents from 37 to 27.
- Teacher qualifications have declined, with bachelor level teachers decreasing from 14 to 7, and associate level teachers decreasing from 11 to 7, with only 2 CDA teachers currently progressing toward associate degrees.
- Early Head Start staffing decreased from 26 to 16 employees, including a reduction in current/former Head Start parents from 10 to 6.
- Teacher qualifications in Early Head Start declined from 18 teachers with CDA or higher to 13.

These reductions reflect the competitive pressures of the local labor market and the challenges of retaining credentialed early childhood educators.

Employee Retention and Workforce Longevity

Despite recent workforce contractions, CAPC continues to benefit from a core group of long-tenured, highly committed employees whose stability strengthens program quality and continuity of care. As noted in the request, CAPC has experienced staffing reductions across Head Start and Early Head Start ("Head Start staffing decreased from 106 to 82 employees…" and "Early Head Start staffing decreased from 26 to 16 employees.")

Even with these challenges, CAPC maintains a strong foundation of long-term staff:

- 25% of all employees have served CAPC for more than 20 years.
- 15% of all teachers have remained with CAPC for more than 20 years.

These long-tenured employees provide instructional consistency, deep community relationships, and program stability that directly support the strong child outcomes documented in the request ("Cognitive Development: EHS 97%; HS 90%" and "Literacy Development: Comprehension: EHS 85%; HS 85%").

In addition to longevity, CAPC's retention rate demonstrates meaningful workforce commitment:

- Retention Rate (Jan 1, 2026 – Sept 23, 2026): 70%
    - 107 employees on January 1
    - 74 employees remaining on September 23

This retention rate—achieved during a period of intense labor-market competition—reflects the dedication of CAPC's workforce and underscores the importance of implementing the proposed 6% salary supplement to stabilize staffing levels and preserve program quality.

<u>Salary Comparisons Demonstrate CAPC's Competitive Disadvantage</u>

Salary data from multiple sources—including the School District, Early Learning Coalition, Salary.com, Indeed, Glassdoor, and occupational wage benchmarks—show that CAPC wages fall below market rates for comparable positions.

From CAPC's own wage data:

- Assistant Teacher I (HS/EHS): $15.45/hr.
- Teacher I (CDA): $16.26/hr
- Teacher II (Associate): $16.57–$18.83/hr
- Teacher III (Bachelor): $18.83/hr
- Lead Teacher: $22.73/hr

By comparison:

- Escambia County School District Teacher Assistants: $15.97–$16.60/hr (entry), up to $18.21/hr (experienced)
- Teacher salaries: typically, $34,000–$46,000 annually, equivalent to $17–$22/hr
- ELC market rates:
    - CDA teachers: $14.00–$18.83/hr
    - Associate teachers: $15.00–$22.00/hr
    - Bachelor teachers: $18.26–$19.47/hr
- Indeed median: $18.90/hr
- Glassdoor median: $17.28/hr
- Occupational wage median: $35,900 annually

Even non-education employers offer competitive wages:

- Navy Federal: $19.38–$22.50/hr
- Baptist Hospital: $14–$21/hr
- Wawa: $15–$18.75/hr
- Costco: $12.04–$32.41/hr

These comparisons demonstrate that CAPC's wages, particularly for CDA, associate, and bachelor level teachers—are below market, making retention extremely difficult.

Child Outcomes Demonstrate Strong Program Impact

Despite workforce challenges, CAPC children continue to achieve strong developmental gains:

- Social-Emotional Development: EHS 73%; HS 88%
- Physical Development: EHS 78%; HS 81%
- Language Development: EHS 53%; HS 70%
- Cognitive Development: EHS 97%; HS 90%
- Literacy Development:
    - Comprehension: EHS 85%; HS 85%
    - Reading: EHS 70%; HS 66%

These outcomes are directly tied to stable teacher-child relationships and consistent classroom environments. Sustaining these gains requires a workforce that is supported, competitively compensated, and able to remain in the profession.

Serving Escambia County's Highest Need Families

CAPC continues to serve families facing significant adversity:

- Homeless children served: HS 108; EHS 31
- Children in foster care: HS 14; EHS 3
- Families receiving public assistance (SNAP/SSI): HS 374; EHS 5

These indicators reflect increasing community need and underscore the importance of maintaining a stable, qualified workforce capable of supporting vulnerable families.

Health, Disability, and Family Engagement Gains

CAPC has achieved major improvements in health compliance and family engagement:

- Early and Periodic Screening, Diagnostic, and Treatment (EPSDT) compliance increased from 104 to 355 children.
- 57 children with an Individualized Education Program (IEP) (39 newly identified) and 6 children with an Individualized Family Service Plan (IFSP) (3 newly identified).
- 381 families engaged in child progress discussions.
- 228 families completed the Shine On Families parent curriculum.

- 147 families participated in relationship/marriage education.
- 400 families received at least one family service.
- Father engagement: HS 275 fathers; EHS 64 fathers participated.

These gains demonstrate the strength of CAPC's program infrastructure—but sustaining them requires a stable, supported workforce.

Budget Impact

This amendment does not increase the total ECT award amount. CAPC will realign internal allocations within the approved budget to implement the 6% salary supplement. Should ECT allow, CAPC is prepared to apply the supplement retroactively to December 1, 2025.

Conclusion

CAPC's Head Start and Early Head Start programs deliver measurable, high-quality outcomes for children and families across Escambia County. However, sustaining this impact requires a stable, qualified workforce. The proposed 6% salary supplement is essential to maintain program quality, compliance, and continuity of care.

We respectfully request approval of this amendment and welcome the opportunity to provide any additional documentation or clarification needed.

Sincerely,

Chief Executive Officer

Position	Credentials	Total Pay from 12/1/25 - 9/19/26	Estimated pay 9/20 - 11/30/26	Total 6% from 12/1/2025 - 11/30/2026
Building and Facilities Maintenance Manager	High School, EPA Certified	$52,147.20	$ 12,416.00	**$3,873.79**
Building and Facilities Maintenance Technition	High School	$33,937.73	$ 7,696.00	**$2,498.02**
Building and Facilities Maintenance Technition	High School	$34,124.21	$ 7,928.00	**$2,523.13**
Center Director	Bachelor Degree, Director Credential, CLASS Certified	$46,317.60	$ 11,028.00	**$3,440.74**
Center Director	Bachelor Degree, CLASS Certified	$46,317.60	$ 11,028.00	**$3,440.74**
Computer Support Specialist	Associate Degree, CDL License	$36,777.85	$ 8,604.00	**$2,722.91**
Data Specialist	High School	$38,087.16	$ 8,872.00	**$2,817.55**
Director of Family Engagement & Health	Bachelor Degree	$54,952.80	$ 9,813.00	**$3,885.95**
Director of Head Start	Doctorite Degree	$74,453.60	$ 19,372.00	**$5,629.54**
Director of Monitoring and Compliance	Bachelor Degree	$52,734.40	$ 13,084.00	**$3,949.10**
Early Learning Specialist	Bachelor Degree, Director Credential, CLASS Certified	$50,198.40	$ 11,952.00	**$3,729.02**
Early Learning Specialist	Doctorite Degree, Director Credential, CLASS Certified	$50,198.40	$ 11,952.00	**$3,729.02**
Education Director	Bachelor Degree, Director Credential, CLASS Certified	$51,868.80	$ 13,084.00	**$3,897.17**
ERSEA Assistant	Bachelor Degree	$34,026.36	$ 8,452.00	**$2,548.70**
ERSEA Assistant	High School	$765.96	$ 8,452.00	**$553.08**
Family Advocate I	High School	$35,347.04	$ 8,336.00	**$2,620.98**
Family Advocate I	High School	$34,794.67	$ 8,216.00	**$2,580.64**
Family Advocate II	Associate Degree	$33,106.51	$ 7,896.00	**$2,460.15**
Family Advocate III	Bachelor Degree	$34,277.71	$ 7,928.00	**$2,532.34**
Family Advocate III	Bachelor Degree	$6,315.15	$ 7,928.00	**$854.59**
Family Advocate III	Bachelor Degree	$33,671.52	$ 7,928.00	**$2,495.97**

Position	Credentials	Total Pay from 12/1/25 - 9/19/26	Estimated pay 9/20 - 11/30/26	Total 6% from 12/1/2025 - 11/30/2026
Family Advocate III	Bachelor Degree	$33,525.28	$ 7,928.00	**$2,487.20**
Family Advocate III	Bachelor Degree	$34,164.05	$ 7,928.00	**$2,525.52**
Family Engagement Coordinator	Bachelor Degree	$50,198.40	$ 11,952.00	**$3,729.02**
Food Service Worker	High School	$20,711.53	$ 6,180.00	**$1,613.49**
Food Service Worker	High School	$25,645.04	$ 6,180.00	**$1,909.50**
Food Service Worker	High School	$1,050.60	$ 6,180.00	**$433.84**
Food Service Worker	High School	$26,699.29	$ 6,360.00	**$1,983.56**
Food Service Worker	High School	$23,559.72	$ 6,180.00	**$1,784.38**
Head Start Program Coordinator	Bachelor Degree	$38,774.43	$ 9,892.00	**$2,919.99**
Health Assistant	High School	$27,432.56	$ 6,504.00	**$2,036.19**
Infant Toddler Teacher I	FCCPC Birth - Five	$25,573.65	$ 6,180.00	**$1,905.22**
Infant Toddler Teacher I	FCCPC Birth - Five	$26,294.00	$ 6,180.00	**$1,948.44**
Infant Toddler Teacher I	FCCPC-Birth -Five	$26,013.89	$ 6,180.00	**$1,931.63**
Infant Toddler Teacher I	National CDA	$25,988.31	$ 6,180.00	**$1,930.10**
Infant/Toddler Teacher I	FCCPC Birth - Five	$25,963.74	$ 6,180.00	**$1,928.62**
Infant/Toddler Teacher I	FCCPC Birth - Five	$25,629.68	$ 6,180.00	**$1,908.58**
Infant/Toddler Teacher I	FCCPC Birth - Five	$26,330.37	$ 6,180.00	**$1,950.62**
Infant/Toddler Teacher I	National CDA	$26,009.95	$ 6,180.00	**$1,931.40**
Infant/Toddler Teacher I	National CDA	$26,033.25	$ 4,635.00	**$1,840.10**
Infant/Toddler Teacher I	National CDA	$26,040.98	$ 6,180.00	**$1,933.26**
Infant/Toddler Teacher II	Associate Degree	$28,408.77	$ 6,628.00	**$2,102.21**
Infant/Toddler Teacher II	Associate Degree	$28,464.55	$ 6,628.00	**$2,105.55**
Kitchen Manager	High School	$36,094.84	$ 8,452.00	**$2,672.81**

Position	Credentials	Total Pay from 12/1/25 - 9/19/26	Estimated pay 9/20 - 11/30/26	Total 6% from 12/1/2025 - 11/30/2026
Lead Teacher II	Associate Degree, Director Credential	$30,263.08	$ 8,896.00	**$2,349.54**
Lead Teacher II	Associate Degree, Director Credential	$30,279.77	$ 8,896.00	**$2,350.55**
Lead Teacher II	Associate, Director Credential	$25,325.99	$ 7,544.00	**$1,972.20**
Lead Teacher III	Bachelor Degree, Director Credential	$38,186.43	$ 4,546.00	**$2,563.95**
Lead Teacher III	Master Degree, Director Credential, CLASS Certified	$44,783.03	$ 9,092.00	**$3,232.50**
Monitoring and Compliance Specialist	High School	$29,429.55	$ 8,872.00	**$2,298.09**
Nutrition Assistant	High School	$37,728.93	$ 9,020.00	**$2,804.94**
Professional Development Specialist	Associate Degree	$34,254.84	$ 10,428.00	**$2,680.97**
Program Support Worker	High School	$0.00	$ 6,180.00	**$370.80**
Program Support Worker	High School, CDL License	$31,569.11	$ 6,180.00	**$2,264.95**
Program Support Worker	High School, CDL License	$26,406.01	$ 6,180.00	**$1,955.16**
Teacher Assistant I	High School	$17,846.67	$ 4,635.00	**$1,348.90**
Teacher Assistant I	High School	$2,267.30	$ 6,180.00	**$506.84**
Teacher Assistant I	High School	$0.00	$ 4,635.00	**$278.10**
Teacher Assistant I	High School	$10,488.43	$ 6,180.00	**$1,000.11**
Teacher Assistant I	High School	$11,835.14	$ 6,180.00	**$1,080.91**
Teacher Assistant I	High School	$21,585.25	$ 6,180.00	**$1,665.92**
Teacher Assistant I	High School	$8,752.45	$ 6,180.00	**$895.95**
Teacher Assistant I	High School	$2,753.96	$ 6,180.00	**$536.04**
Teacher Assistant I	High School	$11,521.88	$ 6,180.00	**$1,062.11**
Teacher Assistant I	High School	$3,528.39	$ 6,180.00	**$582.50**
Teacher Assistant I	High School	$18,754.30	$ 6,180.00	**$1,496.06**
Teacher Assistant I	High School	$21,019.75	$ 6,180.00	**$1,631.99**
Teacher Assistant I	High School	$3,698.34	$ 6,180.00	**$592.70**
Teacher Assistant I	High School	$25,319.69	$ 6,180.00	**$1,889.98**
Teacher Assistant I	High School	$2,518.36	$ 6,180.00	**$521.90**
Teacher Assistant I	High School	$1,923.52	$ 6,180.00	**$486.21**

Position	Credentials	Total Pay from 12/1/25 - 9/19/26	Estimated pay 9/20 - 11/30/26	Total 6% from 12/1/2025 - 11/30/2026
Teacher Assistant I	High School	$10,466.14	$ 6,180.00	**$998.77**
Teacher Assistant I	High School	$11,375.10	$ 6,180.00	**$1,053.31**
Teacher Assistant I	High School	$5,382.39	$ 6,180.00	**$693.74**
Teacher Assistant II	Associate Degree	$21,012.05	$ 6,180.00	**$1,631.52**
Teacher Assistant II	FCCPC Birth - Five	$21,068.05	$ 6,180.00	**$1,634.88**
Teacher Assistant II	FCCPC Birth - Five	$3,968.73	$ 6,180.00	**$608.92**
Teacher Assistant II	FCCPC Birth - Five	$29,006.45	$ 6,180.00	**$2,111.19**
Teacher Assistant II	FCCPC Birth - Five	$26,116.11	$ 6,180.00	**$1,937.77**
Teacher Assistant II	FCCPC Birth - Five, Director Credetial	$25,956.04	$ 6,180.00	**$1,928.16**
Teacher Assistant II	Master Degree	$13,599.87	$ 3,090.00	**$1,001.39**
Teacher Assistant II	National CDA	$18,627.05	$ 4,965.00	**$1,415.52**
Teacher Assistant II	National CDA	$33,031.66	$ 7,024.00	**$2,403.34**

Position	Credentials	Total Pay from 12/1/25 - 9/19/26	Estimated pay 9/20 - 11/30/26	Total 6% from 12/1/2025 - 11/30/2026
Teacher Assistant II	National CDA	$21,019.78	$ 6,180.00	**$1,631.99**
Teacher Assistant II	National CDA	$26,004.34	$ 6,180.00	**$1,931.06**
Teacher I	National CDA	$9,417.99	$ 6,504.00	**$955.32**
Teacher I	National CDA	$27,259.38	$ 6,504.00	**$2,025.80**
Teacher II	Associate Degree	$27,990.76	$ 6,628.00	**$2,077.13**
Teacher II	Associate Degree	$27,690.02	$ 6,628.00	**$2,059.08**
Teacher II	Associate Degree	$34,643.54	$ 8,408.00	**$2,583.09**
Teacher II	Associate Degreel	$27,856.24	$ 6,628.00	**$2,069.05**
Teacher III	Bachelor	$687.30	$ 7,532.00	**$493.16**
Teacher III	Bachelor	$32,831.48	$ 7,532.00	**$2,421.81**
Teacher III	Bachelor Degree	$31,525.14	$ 7,556.00	**$2,344.87**
Teacher III	Bachelor Degree	$25,622.94	$ 7,532.00	**$1,989.30**
Teacher III	Bachelor Degree	$6,470.45	$ 7,532.00	**$840.15**
Transportation Manager	Bachelor Degree, CDL License	$35,241.61	$ 7,672.00	**$2,574.82**
				$194,129.36
			Fringe @ 30%	$58,238.81
			Grand Total	**$252,368.17**

Position	Credentials	Total Pay from 12/1/25 - 9/19/26	Estimated pay 9/20 - 11/30/26	Total 6% from 12/1/2025 - 11/30/2026

ECT Evaluation of request

	Budgeted positions	Actual Positions	Dollar amount	Average per person
Maintenance & Transportation	10	7	$ 16,060.67	$ 2,294.38
Program Managers & Coordinators	16	7	$ 24,885.70	$ 3,555.10
Teachers/Teacher Assistants	73	58	$ 92,300.99	$ 1,591.40
Health and Nutrition	10	8	$ 15,238.71	$ 1,904.84
Director of Head Start	1	1	$ 5,629.54	$ 5,629.54
ERSA	13	11	$ 25,545.12	$ 2,322.28
Total salaries	123	92	$ 179,660.73	$ 1,952.83
Benefits @ 30%			$ 53,898.22	
Total retention awards			$ 233,558.95	
Indirect @ 1.4%			$ 3,269.83	
Total request			$ 236,828.78	

Positions not in original application		4	$11,651.08	$ 2,912.77
Data Specialist - part of indirect		1	$ 2,817.55	$ 2,817.55
			$ 14,468.63	

If newly requested positions are included		
Total Salaries	$ 191,311.81	$ 1,992.83
Benefits @ 30%	$ 57,393.54	
Total retention awards	$ 248,705.35	
Indirect @ 1.4%	$ 3,481.87	Covers data specialist
Total Request	$ 252,187.23	
Difference	$ 15,358.45	

Difference between ECT total and CAPC calculations is the Data specialist amount and benefits requested versus the Indirect amount allowed				
CAPC Salary and 30% benefits =		2817.55	$ 845.27	$ 3,662.82
ECT indirect amount				3481.87
Difference				$ 180.95

ESCAMBIA
CHILDREN'S TRUST
Our Children. Our Community. Our Future.

Bright Beginnings Grant Committee

Application Reviews
&
Recommendation Session

9:00 a.m. – 11:00 a.m.

September 29, 2026

Call to Order

Roll Call and Introductions

Bright Beginnings 0-6 Grant Committee & ECT Staff Members	
Dr. Northup (Board President and Grant Committee	Lindsey Cannon (Executive Director)
Tiffanie Coleman (Grant Committee)	Deborah Ray (Director of Programs)
Allisa Garrett (Grant Committee)	Tammy Abrams (Director of Finance)
Deborah Greenwald (Grant Committee)	Daniel Joyner (Financial & Contract Analyst
Tracie Moorer (Grant Committee)	Rick Stone (SAMIS/Data Manager)
Adam Morris (Grant Committee)	Michael Moore (Communications Manager)
David Powell (Grant Committee)	Alma Ellis (Board Liaison/Administrative Specialist)

Public Comments



PROGRAM FRAMEWORK

Bright Beginnings: The Continuum of Services

Prenatal	Infant	Toddler	Early Preschool	Preschool	Pre-K	Kindergarten Entry
Healthy birth outcomes Brain development Parent-child bond	Secure attachment Responsive caregiving Early language	Vocabulary Mobility & problem-solving Screening	Communication Comprehension Social interaction	Pre-literacy Number sense Peer engagement	Phonics Independence Kindergarten readiness	Academic, social, emotional & behavioral readiness

Applications should be able to clarify if necessary:

Does the proposal clearly identify the stage(s) served—and does the service model make developmental sense for those stages?

Priority Populations

- Prenatal families, infants, toddlers, and preschool-aged children through kindergarten entry.
- Families in underserved and high-need communities.
- Children at risk of developmental delays or with disabilities.
- Multilingual families and families with limited access to early learning resources.
- First-time and teen parents; single-parent households; foster care families; grandparents raising grandchildren.
- Families with multiple children with additional needs; military families; families affected by incarceration.

Population Focus

What are the concrete strategies that reduce barriers to participation and demonstrate meaningful reach to priority populations?

Family-Centered

Are the caregivers positioned as partners in development—not simply recipients of services?

Seven Interconnected Areas

Academic Enrichment

Early literacy, language, pre-math

Social-Emotional Learning

Attachment, self-regulation, relationships

Health & Physical Development

Prenatal care, nutrition, activity, screenings

Arts & Creative Expression

Music, storytelling, play, exploration

Family & Community Engagement

Parent education, home learning, navigation, referrals

Program Quality & Safety

Developmental monitoring, intervention, safe environments

Trauma-Informed Practices

Responsive supports recognizing trauma

Budget and Costs

- Expenditures are budgeted up to **$5,000** per participant and predicated on services being provided.
- Applicants should clearly demonstrate how their proposed services align with the RFP priorities, produce measurable outcomes, and explain the value ECT funding will provide as well as how the funding is non-duplicative.
- Direct services must be provided to children and families to support the expense.

Bright Beginnings Scoring Rubric

Categories	Point Value	Scoring Considerations
Organizational Capacity	20 pts	• Clearly stated mission and goals **(5 pts)** • Currently offers well-attended programming **(5 pts)** • Organizational capacity to administer proposed program **(5 pts)** • Organizational presence in the community to be served **(5 pts)**
Program Design	35 pts	• Program is clearly described and is beneficial to the target population **(5 pts)** • Clearly stated location of programming and a plan to overcome transportation barriers **(5 pts)** • Proposed staffing aligns with program design and grant requirements **(5 pts)** • Recruitment and retainment of participants is doable **(5 pts)** • Justification of community need or benefit to the community **(5 pts)** • Area(s) of focus and targeted population(s)/community need align with the overall program description **(5 pts)** • Ability to implement a structured curriculum while accurately collecting and maintaining all required data **(5 pts)**
Sustainability Plan	10 pts	• Organization provided a financial sustainability plan, detailing how they will maintain services beyond ECT funding **(5 pts)** • Local contributions, fundraising efforts, and other initiatives that demonstrate the organization's ability to achieve success **(5 pts)**

Budget	25 pts	• Application budget **(25 pts)**
		  ○ Budget request is in line with the Bright Beginnings cost per participant **(5pts)**
		  ○ Line-item, amount requested, and justification is reasonable**(5pts)**
		  ○ Line-item justification is detailed and clearly states the use of the amount requested**(10pts)**
		  ○ No erroneous line items, good stewards of public funding**(5pts)**

Uploads	10 pts	• All required documentation has been uploaded and are current **(5pts)** • Community endorsements clearly demonstrate the need and strong support for the program **(5pts)**

Bright Beginnings Scoring Rubric Continued

Bonus Points	5 pts	• Programming serving residents in the Century, Warrington/Navy Point, Beulah, and Ensley/Ferry Pass neighborhoods. **(5 pts)**
Total Points	105 pts	• Each scoring category is scaled between: ○ **Exemplary** (max points awarded) – Applicant addresses all scoring considerations. Reviewer has a clear understanding of the information presented in relation to each category ○ **Insufficient** (zero points awarded) – Application is not complete or does not fit in with the Bright Beginnings grant's framework. The reviewer is unable to grasp the intent of the applying organization or is unsure of the organizations ability to execute the proposed program.

Adult and Child Mental Health Care

Programmatic Application:

Total Organizational Budget – $2,125, 762.00

Yearly Amount Requested - $500,000.00

Total 3-Year Amount Requested - $1,500,000.00

Final Application Score – 90.25

Abstract: Adult & Child Mental Health Care (ACMHC) proposes the Bright Beginnings Developmental Pediatrics Clinic, an integrated, family-centered pathway for Escambia County children ages 0-5 with developmental, behavioral, or infant mental health concerns. The program will address Health & Development and Family Engagement while expanding access to specialized developmental care.

Pediatric physician services will include developmental and behavioral assessment, medical decision-making, treatment planning, care coordination, family education, referral follow-up, and outreach. ACMHC will employ a developmental pediatrician (DP) full time and allocate approximately 30% of compensated work time, or $105,000 annually, to allowable Bright Beginnings activities. While ACMHC recruits a qualified DP, a local pediatrician will provide interim physician support, allowing services to begin without unnecessary delay.

ACMHC's existing Infant and Early Childhood Mental Health (IECMH) clinicians will provide leveraged clinical infrastructure. Structured screening and triage will direct children to developmental pediatrics, autism evaluation, IECMH, behavioral health, early intervention, or other appropriate services, preserving specialized capacity and reducing delays.

A dedicated care coordinator will actively engage families, obtain records, prepare caregivers for appointments, coordinate referrals, address barriers, track recommendations, and provide closed-loop follow-up. Families will receive individualized care plans outlining needs, recommendations, and next steps. The clinic will collaborate with pediatricians, Early Steps, early-learning programs, and community partners.

At least 80% of children with identified developmental delays will receive referral and follow-up services within 60 days. Through early identification, family engagement, coordinated care, and timely intervention, Bright Beginnings will improve developmental and social-emotional outcomes and support kindergarten readiness.

ARC Gateway – Pearl Nelson Center

Programmatic Application:

Total Organizational Budget – $9,123,132.00

Yearly Amount Requested - $499,982.72

Total 3-Year Amount Requested - $1,499,948.16

Final Application Score – 94.86

Abstract: Help Me Grow Developmental Intervention is an early childhood program designed to identify and address developmental concerns in children from birth through five years of age. The program provides timely, individualized support to children who demonstrate developmental delays or emerging concerns but may not qualify for other publicly funded early intervention services.

Developmental Specialists provide intervention through home and childcare visits, routines-based learning activities, caregiver coaching, and individualized developmental strategies targeting communication, cognitive, social-emotional, adaptive, and motor development. Families are also connected to community resources and additional services when needs extend beyond the scope of developmental intervention. The program emphasizes early identification and intervention during the critical first five years of life, when developmental experiences have a significant impact on future learning and school readiness.

By working directly with children and their caregivers in everyday environments, the program strengthens children's developmental skills while increasing caregivers' confidence and ability to support continued progress between visits. The intended impact is to improve developmental outcomes, reduce or prevent the escalation of developmental delays, strengthen family capacity, and increase children's readiness for kindergarten and long-term educational success. HMG Developmental Intervention fills critical gaps for families who need developmental support but may otherwise face barriers or lengthy waits for services. Through early, accessible, family-centered intervention, the program helps ensure that young children receive the support they need to reach their potential.

A Top Notch Christian Academy

Programmatic Application:

Total Organizational Budget – $869,993.00

Yearly Amount Requested - $380,812.28

Total 3-Year Amount Requested - $1,142,436.80

Final Application Score – 80.50

Abstract: Pathway to Kindergarten Readiness, implemented by A Top-Notch Christian Academy, will provide enhanced early learning and family-centered services for 80 children ages 0-6 in Escambia County. Serving Bright Beginnings Stages 2-7, the program will prioritize children and families in underserved and high-need communities, including households with limited access to early learning resources, single-parent households, foster families, grandparents raising grandchildren, and children with an incarcerated parent.

The program will strengthen school readiness through enhanced early literacy and language development, social-emotional learning, developmental monitoring and screenings, family engagement, creative learning experiences, resource navigation, transportation support, and kindergarten transition activities.

A key component, L.I.T. Family Night program, will engage children and caregivers in interactive literacy, storytelling, music, movement, creative play, and parent-child learning activities while providing families with strategies and resources to continue learning at home.

Through these coordinated activities, Pathway to Kindergarten Readiness intends to increase access to high-quality early learning, strengthen family engagement, improve developmental and early literacy outcomes, and ensure more children enter kindergarten prepared, confident, and ready to succeed.

Escambia County – Department of Neighborhood & Human Services

Programmatic Application:

Total Organizational Budget – $1,500,000.00

Yearly Amount Requested - $500,000.00

Total 3-Year Amount Requested - $1,500,000.00

Final Application Score – 80.14

Abstract: Growing Together is a community-based family learning and engagement initiative designed to support children and families within Stages 6 and 7 of the Bright Beginnings developmental continuum: Pre-K (ages 4-5) and Kindergarten Entry (ages 5-6). The program focuses on this critical transition into formal education by strengthening early literacy, family engagement, developmental supports, and connections to community resources.

Each enrolled child will participate in a structured progress pathway designed to establish a learning and developmental baseline, identify areas where additional support may be beneficial, connect families to appropriate activities and resources, and monitor progress throughout the program year.

Through literacy coaching, family reading activities, parent workshops, developmental screening opportunities, health and mental wellness events, educational resources, and community-based family engagement activities, Growing Together will equip parents and caregivers with practical tools to support learning and development at home. Programming will be delivered through Escambia County community centers, neighborhood-based events, and community partnerships, allowing services to reach families in accessible and familiar settings.

Growing Together will serve a minimum of 100 enrolled children annually, while broader family and community events may engage additional participants. The intended impact is to strengthen literacy and developmental outcomes, increase meaningful family engagement, identify potential needs earlier, improve connections to supportive services, and help children successfully transition into and progress through the beginning stages of formal education.

Escambia County Healthy Start Coalition, INC.

Programmatic Application:

Total Organizational Budget – $1,550,978.02

Yearly Amount Requested - $124,741.29

Total 3-Year Amount Requested - $374,223.87

Final Application Score – 95.86

Abstract: Escambia County Healthy Start proposes launching the G.R.O.W. Doula model of maternal care before, during, and after delivery. G.R.O.W. Doula (Guidance, Resource, Openhearted, Wisdom) is a program of Florida Healthy Start and is currently offered by 17 of 32 Healthy Start Coalitions across Florida.

A Doula is a non-medical professional trained to support mothers with physical, emotional, and evidence-based information before, during, and after birth. The Doula helps to ensure that a mother and baby achieve the healthiest, most rewarding birth experience possible. Doula care is effective because it is built on a strong relationship with the mother that starts in pregnancy. During visits that start prenatally, the Doula shares evidence-based knowledge, assists with the development of birth preferences, and learns about the mother's life experiences to provide the best support possible. When it is time for the mother to give birth, Doulas use techniques such as imagery, massage, acupressure, and patterned breathing to reduce a woman's pain. They suggest position changes to accelerate labor or aid in fetal positioning. They also provide guidance and encouragement to minimize fear and anxiety and encourage communication between the woman and her care team. Doula care is shown to reduce cesarean section rates by 39% and improve breastfeeding initiation rates and childbirth satisfaction rates. Some studies have observed a decrease in babies born preterm and low birthweight. Perhaps most importantly, research shows that Doula care may reduce the risks of postpartum anxiety and depression, two of the most important predictors of infant well-being.

Extra Mile Club
Str8 Up

Programmatic Application:

Total Organizational Budget – $27,000.00

Yearly Amount Requested - $349,650.00

Total 3-Year Amount Requested - $1,048,950.00

Final Application Score – 84.86

Abstract: Soul Train Little Learners & Family Readiness Hub is a hybrid rural early-childhood readiness and family-support initiative designed to increase access to high-quality developmental, literacy, social-emotional, and family-support services for children and families in Century and North Escambia County. The program will serve 70 unduplicated children annually and their caregivers through a coordinated Hub and Mobile/Hybrid access model: approximately 25 children primarily through in-person services at the Century Hub and 45 children primarily through structured Mobile/Hybrid services.

The program's strongest direct-service emphasis will be children ages 2-6 through developmentally appropriate early learning, school-readiness activities, literacy enrichment, social-emotional learning and resilience-building, developmental monitoring, family engagement, and kindergarten-transition support. Creative Curriculum will serve as the organizing early-childhood curriculum, while R.E.R.S. Little Feelings Lab will function as a supplemental social-emotional learning component. Caregivers will receive parent education, early literacy routines, developmental information, resource navigation, screening and referral coordination, and connections to community partners that support children's development and school readiness.

The intended impact is to reduce rural access barriers related to transportation, distance, scheduling, and limited local services while strengthening children's readiness for kindergarten and families' ability to support learning at home. Participant-level service tracking, referral follow-up, outcome measurement, and continuous quality improvement will be used to monitor progress. By combining a trusted Century-based community hub with mobile and online access strategies, the program will bring consistent, accountable early-learning and family-readiness support closer to rural families who might otherwise remain disconnected from services.

Inner Armor Hope

Programmatic Application:

Total Organizational Budget – $2,000,000.00

Yearly Amount Requested - $500,000.00

Total 3-Year Amount Requested - $1,500,000.00

Final Application Score – 56.42

Abstract: An Early Childhood Developmental Basketball Program — Move. Breathe. Grow. uses basketball, purposeful movement, play, and breathing exercises to support healthy development and help young children progress toward appropriate developmental milestones.

The program transforms traditional basketball activities into developmentally intentional experiences that strengthen gross and fine motor skills, coordination, balance, communication, problem-solving, social-emotional development, and confidence.

A distinguishing component of Bright Moves is the integration of age-appropriate breathing exercises throughout each session. Children learn to use their breath to calm their bodies, manage emotions, regain focus, and prepare to participate. By pairing breathing with movement and play, children practice emotional regulation and develop strategies they can use at home, and in the classroom. Breathing activities are digitally measured. Children earn stars as they learn and practice the skill, providing positive reinforcement and measurable progress. Bright Moves, developed by a local pediatrician, whose pediatric developmental expertise shaped the program's age-banded basketball curriculum and its integration of Ages & Stages Questionnaire (ASQ) developmental screening into a monitoring system.

Activities align with age-appropriate milestones while remaining playful, inclusive, and adaptable to each child's abilities. Coaches intentionally create opportunities for turn-taking, following directions, persistence, teamwork, communication, and positive relationships with adults and peers.

The impact will be to improve developmental skills, physical confidence, emotional regulation, and readiness to learn while introducing healthy movement and self-regulation strategies early in life. Bright Moves uses something children naturally enjoy—movement and play—to help them move, breathe, and grow.

Parents/teachers will be offered opportunities.

Nemours Children Health

Programmatic Application:

Total Organizational Budget – $2,587,268,915.00

Yearly Amount Requested - $242,776.58

Total 3-Year Amount Requested - $713,329.74

Final Application Score – 88.14

Abstract: Infants admitted to a neonatal intensive care unit (NICU) often have multi-system diseases and are at high risk for developmental delays. NICU follow-up clinics provide the monitoring, rehabilitative services, care coordination, and social support these babies need to be healthy and achieve growth and learning milestones. Pensacola has no such clinic, leaving families to navigate numerous specialists and services across multiple health systems alone. This leads to unaddressed developmental concerns and lifelong health challenges for Escambia County children, especially those facing social barriers to care.

To address this gap, Nemours Children's Health proposes Pensacola's first NICU Developmental Follow-Up Clinic at the Pearl Nelson Child Development Center.

Each year, the clinic will serve approximately 150 medically vulnerable infants and toddlers in their first two years of life. It will operate two half-days per week and comprise a pediatrician, neonatal nurse practitioner, and social worker. In one convenient location, they will provide primary care and developmental monitoring, coordinate complex care, connect families with social services, and coach parents on responsive caregiving and supporting their child's health and development needs at home. The team will incorporate Nemours Children's Reading Bright Start! early literacy program into visits to promote healthy brain development, home reading routines and school readiness. At each appointment, children will also access therapies to address motor skills, breathing, feeding, and speaking challenges.

Our clinic will improve outcomes for critically ill Escambia County infants and toddlers by removing care barriers, addressing developmental concerns earlier, and increasing their readiness to succeed in school.

Ready Kids!

Programmatic Application:

Total Organizational Budget – $446,920.00

Yearly Amount Requested - $463,000.00

Total 3-Year Amount Requested - $1,389,000.00

Final Application Score – 94.29

Abstract: ReadyKids! proposes to expand and enhance ReadingPals through the Bright Beginnings initiative, creating a stronger continuum of support that prepares children for kindergarten success through evidence-based literacy mentoring, social-emotional development, family engagement, and community partnership.

For nearly two decades, ReadyKids! has worked to maximize children's potential through increased school readiness. Through ReadingPals, trained volunteer mentors provide one-on-one weekly literacy mentoring to children in high-need Title I Pre-K classrooms, helping build foundational literacy skills, confidence, vocabulary, and positive relationships with caring adults. Building upon this proven model, Bright Beginnings will strengthen existing Pre-K programming while expanding services into kindergarten classrooms to support children during the critical transition into formal education.

Grant funding will allow ReadyKids! to introduce enhanced literacy and STEM learning materials, monthly hands-on enrichment activities aligned with classroom instruction, expanded family literacy resources, improved volunteer recruitment and training, dedicated site-based support staff, and a comprehensive kindergarten mentoring curriculum. These enhancements will deepen student engagement, improve instructional quality, and ensure greater consistency across participating schools.

Over the three-year grant period, ReadyKids! will expand access to high-quality mentoring while strengthening outcomes in early literacy, school readiness, social-emotional development, and family engagement. By investing in individualized support during the earliest years of education, the program will help more children enter kindergarten prepared to learn, equipped with foundational reading skills, and connected to a caring community of volunteers committed to their long-term success.

Studer Community Institute

Programmatic Application:

Total Organizational Budget – $894,077.00

Yearly Amount Requested - $453,613.00

Total 3-Year Amount Requested – $1,380, 839.00

Final Application Score – 86.21

Abstract: Building Brains: A Foundation for All brings together three components: the Family Success Initiative, Expanded Outreach, and Build A Brain digital tools access, designed to reach all 3,700 residential births in Escambia County annually while providing deeper, targeted support to families with the greatest need.

The Family Success Initiative provides concentrated, individualized support to families identified through the social determinants of health (SDOH) questionnaire as facing the greatest barriers to healthy child development, an estimated 200 families annually, with ongoing coaching, education, and connection. Piloting at Ascension Sacred Heart Hospital through a partnership with its OBGYN department and Patient Navigators, families enroll prenatally or after birth and receive monthly coaching from a dedicated Program Outreach Coordinator through their child's first birthday, supported by incentives for consistent participation.

Expanded Outreach extends SCI's existing in-hospital Building Brains programming fully into OBGYN and pediatric offices, delivering prenatal and postpartum-specific brain development resources and enrollment in the Basics text messaging service.

Across all three components, families will have access to digital tools provided at no cost through our partner, Build A Brain: Buddy, an AI Parent Companion, and The Build a Brain Project, a social learning platform. Together, these tools reinforce program guidance and track family engagement and self-reported developmental progress.

Together, these components strengthen early bonding, surface developmental delays sooner, and build a foundation for lifelong learning, extending sustained support to Escambia County's highest-need families while ensuring every family countywide has access to evidence-based tools during their child's most critical developmental window.

Whiz Kids Academy

Programmatic Application:

Total Organizational Budget – $624,675.00

Yearly Amount Requested - $200,000.00

Total 3-Year Amount Requested – $600,000.00

Final Application Score – 65.29

Abstract: Whiz Kidz 2: Future Ready! programming will address gaps many children face during early childhood by utilizing early intervention and family-centered supports to ensure participants are Kindergarten ready. Future Ready! will target 40 children, any gender, ages 2 to 5 years old that reside in Escambia County, FL. Participating children will have a need to access high-quality childcare that provides a safe, nurturing, enriching environment. These children will live in households that are primarily led by single parents and families in underserved and high-need communities. Careful consideration will also be given to first-time and teen parents, grandparents raising grandchildren as well as incarcerated parent(s). Program will operate Monday to Friday, 6:30 AM to 7:00PM, for the entire year. This high-quality childcare will take place at a dedicated, FL Department of Children and Families approved, facility located at 31 Mason Lane, Pensacola, FL 32505. Participation in this comprehensive program will provide young participants, along with their parent/guardians, with tools and resources that ensure they can start kindergarten "ready" and positioned to succeed academically, socially and emotionally.

Young Achievers Preschool

Programmatic Application:

Total Organizational Budget – $538.00

Yearly Amount Requested - $220,000.00

Total 3-Year Amount Requested – $660,000.00

Final Application Score – 75.14

Abstract: Young Achievers READY Together is a comprehensive, half day early childhood school readiness and family engagement program offered at no cost to participating families. The program serves children ages two through kindergarten entry and their caregivers, with priority given to families experiencing barriers to high-quality early learning, developmental resources, and community supports.

READY Together provides developmental and school readiness screenings, individualized Child Success Plans, early literacy and mathematics enrichment, social emotional learning, STEAM exploration, creative expression, and kindergarten transition activities. Families participate in parent education, individualized support, home learning activities, family engagement opportunities, and connections to community resources. When developmental or family needs are identified, staff provide referrals and follow up assistance to help families successfully access appropriate services.

READY Together is intentionally staff intensive because its comprehensive model extends beyond traditional classroom instruction. Staff provide direct instruction, conduct assessments, document individual progress, engage and support families, coordinate referrals, collect and monitor program data, oversee program implementation, and maintain grant accountability. This staffing structure ensures children receive individualized support while program leadership maintains consistent oversight of quality, outcomes, expenditures, documentation, and grant requirements.

The program monitors developmental progress, kindergarten readiness, social emotional growth, family participation, service utilization, and successful community connections. Data is regularly reviewed to identify needs and strengthen services. READY Together increases kindergarten readiness, strengthens caregiver knowledge and engagement, expands access to quality early learning and community resources, and builds strong foundations for continued educational success.

Final Score Tallies and Program Committee Recommendation

Meeting Adjournment

REQUEST FOR PROPOSALS

ECT CAPACITY BUILDING ACADEMY

Building Stronger Organizations. Expanding Opportunities for Children.

Solicitation Information	Details
RFP Number	2026-03
Issue Date	October 30, 2026
Deadline for Written Questions	November 13, 2026; 5:00pm CST
ECT Responses to Questions Posted	November 20, 2026
Proposal Due Date	December 30, 2026; 5:00pm CST
Anticipated Evaluation Period	January 3-22, 2027
Executive Committee, Q&A and Oral Presentations, if applicable	January 26, 2027 (TBD)
Board of Directors Meeting/Notice of Intended Award	February 9, 2027
Anticipated Contract Start	March 1, 2027
Initial Contract Term	Fifteen (15) months, with up to two annual renewal options.
Issuing Organization	Escambia Children's Trust
Procurement Contact	Lindsey Cannon, lcannon@escambiachildrenstrust.org
Submission Method	ECT's designated online procurement/application system (SAMIS), unless otherwise directed by addendum

Table of Contents

Table of Contents 1
1. What ECT Is Seeking 3
2. Who the Academy Is For 3
Required Participation 3
3. The Five Training Areas 3
4. How the Academy Should Work 4
5. Assessment and Participant Work 4
6. Coaching, Mentoring, and Support 4
7. Expected Results 5
8. RFP Review Process 5
Stage 1: Technical Review 5
Stage 2: Executive Committee Proposal Evaluation 5
RFP Response Review and Selection Criteria 5
Board Approval 6
9. Contractor Qualifications 6
Provisions 7
General Information 7
Waiver Authority 8

DRAFT

Disclaimer 8
Contract Ethics 8
Indemnification and Hold Harmless 8
Insurance ..... **Error! Bookmark not defined.**
Independent Contractor 9
10. Proposer Requirements 9
Compliance with Section 287.133, Florida Statutes 9
Insurance Requirements 9
Scrutinized Companies 10
Public Records 10
E-Verify 10
Incomplete Responses 10
Response Format 10
11. Budget 10
12. Evaluation Criteria 11
13. Contract, Reporting, and Payment 11
14. ECT-Contractor Partnership 11
15. Procurement Requirements 12
16. Public Records and Conflicts of Interest 12
17. Proposed Procurement Timeline 12
18. SAMIS / Required Submission Sections 12
19. Instructions for Submitting a Response to the RFP 13
Prepare 13
Submit 13

DRAFT

1. What ECT Is Seeking

The Escambia Children's Trust (ECT) is seeking a qualified organization, consultant, educational institution, or collaborative team to design and deliver the ECT Capacity Building Academy for emerging and small nonprofit organizations serving children, youth, and families in Escambia County.

ECT wants a practical, accessible academy—not a comprehensive nonprofit management course. The selected Contractor will help participating organizations strengthen a small number of core capabilities they can apply immediately.

The Academy should combine group learning, practical tools, and individualized coaching. The Contractor should meet organizations where they are and help them identify and complete their next important steps toward stronger operations and greater funding readiness.

2. Who the Academy Is Intended to Serve

The initial ECT Capacity Building Academy will be offered to organizations currently funded by the Escambia Children's Trust (ECT) that meet the following criteria:

- The organization is a current ECT-funded nonprofit organization;
- The organization has an annual operating budget of **$250,000 or less**;
- The organization has been operating for **five years or less**, or ECT has identified the organization as having a significant organizational capacity-building need; and
- The organization provides services to children, youth, and/or families in Escambia County.

ECT may establish a smaller budget threshold or additional selection criteria for a specific cohort based on available capacity and program priorities.

Required Participation

Participation in the Academy is a condition of selection. Each organization selected for the Academy must designate **one primary organizational representative**, such as an executive director, senior staff member, or organizational leader, who is responsible for attending the Academy sessions and completing required activities and work products.

The designated representative is expected to:

- Attend all required Academy sessions;
- Participate in required assessments and coaching activities;
- Complete the organizational work products associated with the Academy; and
- Participate in the final assessment and/or evaluation process.

ECT may establish minimum attendance and participation requirements and may remove an organization from the Academy if it does not meet those requirements.

The Contractor shall recommend a cohort size, based on the proposed delivery and coaching model, with an anticipated cohort of approximately **12–15 organizations**.

3. The Five Training Areas

The Academy shall focus only on the following five areas. Respondents may recommend the depth, sequence, and delivery format that best support participant learning.

DRAFT

1. Nonprofit Fundamentals & Organizational Readiness: Help organizations understand the basics of nonprofit operations and identify the most important areas they need to strengthen.

2. Board Governance & Leadership: Build understanding of board responsibilities, effective board engagement, fiduciary responsibility, and the board/staff relationship.

3. Financial Management: Strengthen budgeting, basic financial understanding, financial controls, documentation such as reviewed financial statements, profit and loss accounting and responsible management of funds.

4. Program Development: Help organizations clearly define what they do, who they serve, what they seek to accomplish, and how their activities connect to intended results.

5. Fund Development & Sustainability — Help organizations think strategically about funding sources, fundraising, revenue diversification, and long-term sustainability.

4. How the Academy Should Work

ECT is intentionally leaving the detailed instructional model to the Contractor. Proposals should describe a simple, participant-friendly approach that includes:

- A cohort-based learning experience over approximately twelve months.
- Monthly practical workshops or learning sessions tied to the five training areas.
- Simple tools, templates, and examples that participants can use in their own organizations.
- Opportunities for participants to apply what they learn to their own organization.
- Monthly individualized coaching or mentoring to help participants move their work forward.
- Opportunities for peer learning and problem-solving, as appropriate.

ECT at a minimum requires monthly connection to participants. The specific number of workshops, a specific instructional format, or a specific assessment instrument should be clearly outlined and serve as the recommended approach the respondents believe will be most effective for small and emerging nonprofits.

5. Assessment and Participant Work

The assessment process should be simple and useful. The Contractor shall:

- Conduct a brief baseline assessment at the beginning of the Academy.
- Help each participating organization identify a small number of priority improvement areas.
- Use those priorities to create a simple Organizational Improvement Plan.
- Conduct a brief end-of-program assessment to identify progress and next steps.

Participants should complete practical work products connected to the five training areas. At a minimum, the Contractor shall provide templates or guided activities for:

- An Organizational Readiness Action Plan.
- A Board Governance Action Plan.
- A Budget/Financial Improvement Plan.
- A Program Design with Achievable Outputs and Outcomes
- A Fund Development & Sustainability Plan.

These products are intended to be useful working documents, not lengthy reports.

DRAFT

6. Coaching, Mentoring, and Support

Individualized mentoring is a required part of the Academy. The Contractor shall provide at a minimum, six (6) hours of individualized mentoring per participating organization during the twelve-month program. Respondents may propose more.

Mentoring should be practical and tied to the organization's priorities and work products. Coaching may be delivered virtually, in person, or through a combination of methods.

The Contractor may also provide group technical assistance or office hours when useful. ECT is not prescribing a separate technical-assistance program; respondents should integrate support into the overall Academy model.

ECT anticipates a minimum three (3) month period of post-program follow-up support.

7. Expected Results

ECT expects participating organizations to leave the Academy with greater confidence and practical progress in the five training areas. At a minimum, the Academy should help organizations:

- Understand their most important organizational readiness needs.
- Strengthened board governance and leadership practices.
- Improve basic financial management and controls.
- Clearly describe and strengthen a program design, output and outcomes.
- Develop a realistic approach to fund development and sustainability.
- Identify next steps toward competing for and responsibly managing larger funding opportunities.

The Contractor shall propose a small set of practical measures to demonstrate participant progress, such as completion of work products, participant engagement, coaching utilization, and changes between the beginning and end of the Academy.

8. RFP Review Process

Stage 1: Technical Review

ECT staff will verify required documentation, including Human Resource Compliance Documentation and administrative/organizational oversight materials, through a technical review of Proposal(s) received by the deadline. The purpose of this review is to ensure that all submissions meet the requirements stated in the RFP Guidelines and Instructions. Incomplete or ineligible proposals will not move forward to Stage 2: Executive Committee Proposal Evaluation.

Stage 2: Executive Committee Proposal Evaluation

The Proposals that have successfully passed the technical review and document inspection under Stage 1 (see Section 8) are forwarded for a more thorough review, evaluation, and rating by the Executive Committee. The Executive Committee will evaluate proposals using the scoring criteria listed in Section 12.

RFP Response Review and Selection Criteria

ECT will convene the Executive Committee of the Board to evaluate Proposals. The Executive Committee will assign scores to each Proposal by awarding points based on the evaluation criteria in Section 12, using the point scale listed in Section 12.

The online application system, SAMIS, will tally the average scores of the members of the Executive Committee and ECT staff will report a list of average scores to the entire Committee. The Executive Committee will meet, consider the minimum acceptable score threshold, and arrive at a consensus on which Proposer(s)

DRAFT

can best provide the Contract Services in response to the RFP. The Executive Committee will have the discretion to conduct interviews as needed to make award recommendations.

1. The Executive Committee will submit its recommendation for the award of contracts to the ECT Board of Directors for approval on **February 9, 2027**. The Board of Directors will vote to approve a resolution asking the ECT Executive Director to enter a contract with the successful Proposers.
2. At any time during the evaluation process, ECT staff may contact a Proposer to discuss any areas of the proposal needing clarification or further explanation.
3. As part of determining a Proposer's eligibility to enter a contract with ECT, all Proposers' financial audits or other documentation will be reviewed by ECT staff fiscal analysts to ensure a Proposer's financial stability.
4. ECT is under no obligation to award or enter into a contract with a Proposer as a result of this RFP. **ECT reserves the right to reject any and all proposals**.
5. All Proposers will be notified of ECT's final decision of which Proposer(s) will be awarded a contract.
6. Proposers that are not awarded a contract but are interested in receiving feedback regarding their submission may request a phone call appointment by emailing Info@EscambiaChildrensTrust.org.

Board Approval

ECT will host an Executive Committee meeting **on January 26, 2026, time (TBD)** to review and discuss proposals as well as entertain Q & A and/or oral presentations if applicable**.** Results from Executive Committee will be posted to ECT website www.escambiachildrenstrust.org. ECT will also provide email notification to Proposer(s) selected for contract discussion(s). The ECT Board of Directors will vote to approve or reject the Executive Committee's recommendations at its regular meeting on **Tuesday, February 9, 2027, at 9:00 AM CST.** ECT will then enter the negotiation and execution of contract phase of the process.

9. Contractor Qualifications

Respondents should demonstrate:

- Experience providing nonprofit capacity building or organizational development.
- Experience working with small, emerging, or grassroots nonprofits.
- Knowledge of nonprofit governance and financial management.
- Experience with program development and logic models.
- Experience with fund development and organizational sustainability.
- Ability to provide practical coaching or mentoring.
- Qualified staff or subcontractors to deliver the proposed Academy.

Preference may be given to respondents with experience serving organizations focused on children, youth, families, or underserved communities.

Respondents should be prepared to provide the following information:

In order to enter into a contract with ECT, Proposers must comply with all contract requirements listed below and all standard terms and conditions contained in an ECT contract and in ECT policies and procedures.

Proposers are cautioned to read carefully and conform to this solicitation's requirements. Failure to comply with the provisions of this solicitation may serve as grounds for rejection of a response.

- Exceptions: ECT expects all firms to consent to the scope of work and specifications outlined herein. Exceptions must be clearly noted in the submission.

DRAFT

- Cost for Proposal Preparation-Unallowable: Any costs incurred by prospective contractors in preparing or submitting proposals as well as costs associated with any resultant presentations or negotiations are the prospective contractors' sole responsibility; the ECT will not reimburse any prospective contractor for any costs incurred prior to contract award.
- Cost Reimbursement: Prospective contractors should submit a fifteen-month budget that will encompass expenses expected to be reimbursed for services inclusive of a 12-month program and 3-month follow-up. The Proposer shall identify representatives with the authority to answer questions or provide clarification about the proposal.
- Time for Acceptance: Submissions shall be binding and in effect for ninety (90) days after the deadline for submission.
- Subcontracting: Prospective contractors may propose to subcontract portions, but not all, of the work performed. However, prospective contractors shall clearly indicate in their proposals all the work they plan to subcontract, to whom it will be subcontracted, and what activities will be performed. Prospective contractors shall also provide identifying information for each proposed subcontractor, including the identifying information provided by the contractor submitting the proposal.
- Accommodation: Reasonable accommodation will be provided by ECT for prospective contractor personnel who need assistance due to physical disability. However, ECT must have reasonable advance written notice prior to the information session or any other visit to ECT's facilities. The prospective contractor shall contact the email on the cover page of this RFP to arrange for reasonable accommodation.
- Chapter 119: Upon the deadline for submission, proposals become subject to public disclosure in accordance with Chapter 119, Florida Statutes.
- Correcting Proposals: Correction of inadvertently erroneous bid submissions shall be permitted up to the time of solicitation deadline. Proposers shall not be allowed to modify their proposals after the submission deadline time and date.
- Receiving Proposals: Proposals will be received by the date and time stated in this solicitation.
- Rejecting Proposals: Proposals may be rejected and/or proposers disqualified for the following reasons:
  - Failure to update the information on file including address, product, service or business descriptions.
  - Failure to perform according to contract provisions.
  - Failure to provide Human Resource Compliance Documentation or administrative/organizational oversight materials
  - Conviction in a court of law of any criminal offense in connection with the conduct of business.
  - Evidence of a violation of any federal or state antitrust law based on the submission of proposals, or the awarding of contracts.
  - Evidence that the Proposer has attempted to give an ECT member or employee a gratuity of any kind for the purpose of influencing a recommendation or decision in connection with any part of the ECT purchasing activity.

Provisions

General Information

ANY PROPOSAL DETERMINED TO BE UNRESPONSIVE TO THIS SOLICITATION, INCLUDING INSTRUCTIONS GOVERNING THE SUBMISSION OF PROPOSALS, WILL BE DISQUALIFIED WITHOUT EVALUATION UNLESS THE ECT OR DESIGNATED COMMITTEE DETERMINES THAT THE NONCOMPLIANCE IS INSUBSTANTIAL.

ECT makes no guarantee that any services will be purchased pursuant to any Contract entered with Proposer as a result of this solicitation.

Unless otherwise specified in this solicitation, all communications, responses, and documentation must be in English, and all cost proposals or figures in U.S. currency. All responses must be submitted in accordance with the specific terms of this solicitation.

DRAFT

The goal of this solicitation is to select and enter a Contract with the Proposer that will provide the best value of services to achieve the procurement goals of the ECT.

Costs that are not specifically identified in the Proposer's response and/or not specifically accepted by ECT as part of the Contract will not be compensated under any contract awarded pursuant to this solicitation.

Proposer's submitted bid shall be treated by the ECT as an accurate statement of Proposer's capabilities and experience. Should any statement asserted by the Proposer prove to be inaccurate or inconsistent with the foregoing, such inaccuracy or inconsistency shall constitute sufficient cause for rejection of the Response and/or termination of any resulting contract.

The ECT or designated committee will rule on any such matters and will determine appropriate action. If the ECT determines that it is necessary to revise any part of this solicitation, or if additional data is necessary to clarify any of its provisions, a supplement will be issued in the same manner as originally distributed.

The ECT's solicitation evaluation personnel reserve the right to amend the solicitation any time before the deadline for response submission. **The Contract and work entered into as a result of this solicitation shall be on a cost reimbursement basis.**

It is anticipated that the term of the Contract entered into pursuant to this solicitation will be for a term of fifteen months with two additional renewable cycles.

Waiver Authority

The ECT reserves the right, at its sole discretion, to waive minor irregularities in submittal requirements, to request modifications of the response, to accept or reject any or all responses received, and/or to cancel all or part of this solicitation at any time prior to awards.

Disclaimer

This solicitation does not commit ECT to award any funds, pay any costs incurred in preparing a response, or procure or contract for services or supplies. The ECT reserves the right to accept or reject any or all responses received, negotiate with all qualified Proposers, cancel, or modify the solicitation in part or in its entirety, or change the response guidelines, when it is in its best interests.

Contract Ethics

The following contract ethics will also apply:

- No elected official or employee of the Trust who exercises any responsibilities in the review, approval, or implementation of the proposal or agreement shall participate in any decisions, which affects his or her direct or indirect personal or financial interest.
- The Proposer shall not assign any interest in this agreement and shall not transfer any interest in the same without the prior written consent of the Trust. The Proposer shall not accept any client or project that places it in a conflict of interest with its representation of the Trust. If such conflict of interest is subsequently discovered, the Trust shall be promptly notified.

Indemnification and Hold Harmless

Proposer covenants and agrees that it will indemnify and hold harmless the ECT and all of the ECT's officers, agents, and employees from any claim, loss, damage, costs, charge or expense arising out of any act, action, neglect or omission by Proposer during the performance of the contract, whether direct, or indirect, and whether to any person or property to which the ECT of said parties may be subject, except that neither the Proposer nor any of its subcontractors will be liable under this section for damages arising out of injury or damage to persons or property directly caused or resulting from the sole negligence of ECT or any of its officers, agents, or employees.

DRAFT

Independent Contractor

It is expressly understood and agreed by both parties hereto that the ECT is contracting with the successful Proposers as independent contractors. The parties hereto understand and agree that the ECT shall not be liable for any claims which may be asserted by any third party occurring in connection with the services to be performed by the successful Proposers under this contract and that the successful Proposers have no authority to bind the ECT. The Proposers represent themselves to be an independent contractor offering such services to the public and shall not represent themselves or their employees to be an employee of the ECT. Therefore, the Proposers shall assume all legal and financial responsibility for taxes, FICA, employee fringe benefits, worker's compensation, employee insurance, minimum wage requirements, overtime, etc., and agrees to indemnify, save, and hold the ECT, its officers, agents, and employees, harmless from and against, any and all loss; cost (including attorney's fees); and damage of any kind related to such matters. The Proposers shall further understand that the ECT cannot save and hold harmless and or indemnify the Proposers and/or the Proposers' employees against any liability incurred or arising as a result of any activity of the Proposers or any activity of the Proposers' employees performed in connection with the Contract.

10. Proposer Requirements

- Legal status verification (non-profit or business registration)
- Board Roster and/or Governance Structure
- Current 990s, Board Reviewed Financial Statements, Profit and Loss Statement
- Current Audit (if applicable)
- Conflict of Interest Policy
- Job Descriptions for all roles and professional credentials of key staff
- Hiring and screening procedures
- Background screening and Drug Free Workplace policies and procedures
- Staff Structure and supervision

Compliance with Section 287.133, Florida Statutes

In accordance with Section 287.133, Florida Statutes, persons and affiliates who have been placed on the convicted vendor list may not submit responses, contract with, or perform work (as a contractor, supplier, subcontractor, or consultant) with ECT in excess of the threshold amount provided in Section 287.017, Florida Statutes, for Category Two for a period of thirty-six (36) months from the date of being placed on the convicted vendor list. Any response received from a person, entity or affiliate who has been placed on the convicted vendor list shall be rejected by ECT as unresponsive and shall not be further evaluated.

Insurance Requirements

The Proposer shall furnish a Certificate of Insurance, naming the Escambia Children's Trust as an additional insured with respect to the Commercial General Liability of at least $1,000,000 each, no later than ten (10) days after award and prior to execution of Statement of work.

The successful Proposer(s) shall comply with the following insurance requirements:

i. Commercial General Liability, Required $1,000,000 per occurrence.

ii. Workers' Compensation Insurance limits per applicable state statute. Required if Proposer has employees engaged in the performance of work under this Agreement.

DRAFT

Scrutinized Companies

Proposer certifies that it is not listed on the Scrutinized Companies that Boycott Israel List, created pursuant to section 215.473, Florida Statutes, nor is Proposer engaged in a boycott of Israel (as defined in 215.4725, Florida Statutes). If selected to execute an Agreement as a result of the RFP, Proposer agrees, pursuant to section 287.135, Florida Statutes, that the Council may immediately terminate this Agreement if the Proposer is found to have submitted a false certification or if Proposer is placed on the Scrutinized Companies that Boycott Israel List or is found to be engaged in a boycott of Israel during the term of the Agreement.

Public Records

Pursuant to Chapter 119 Florida Statutes, materials submitted by Proposers as well as the Proposal review materials will be open to public inspection, unless subject to a statutory exception, in accordance with the ECT public records request process.

E-Verify

Pursuant to Section 448.095 Florida Statutes, if Proposer is selected to enter into a contract with ECT, Proposer shall register with and use the E-Verify system (E-Verify.gov) to verify the work authorization for newly hired employees. If applicable, selected Proposer(s) must also obtain and retain an affidavit from a subcontractor stating that the subcontractor does not employ, contract with or subcontract with anyone who is not duly authorized to work in the United States.

Incomplete Responses

Failure to respond to any item, including providing requested information, or failure to follow these instructions shall be considered submission of an incomplete response and may result in disqualification from further consideration.

Response Format

Proposals should address the selection criteria that reviewers will use to evaluate your application. Please ensure you fully respond by completing all fields in SAMIS. Once completed, Proposer will be able to successfully submit their application in SAMIS.

11. BUDGET

Provide a clear total price for the proposed Academy. The budget should be completed on the approved ECT budget sheet covering a 15-month period of operation supporting 12-15 participant organization. Applicants should clearly identify the major cost components, including, as applicable, program design, training, participant materials, mentoring/coaching, post-program support, travel, technology, and administrative costs.

DRAFT

12. Evaluation Criteria

Evaluation Category	Points
Organization qualifications and relevant experience	20
Approach, quality and practicality of proposed Academy	30
Mentoring/coaching approach	10
Expected results and work plan	25
Cost and overall value	15
TOTAL	**100**

13. Contract, Reporting, and Payment

ECT anticipates a fifteen-month contract, with two renewal options, subject to ECT procurement requirements and available funding.

The Contractor shall provide concise progress information at intervals agreed upon with ECT, plus a final report. Reporting should focus on participation, activities completed, participant progress, work products, mentoring provided, and lessons learned.

ECT intends to tie reimbursement to performance. Respondents should expect reimbursement for legitimate expenses incurred in the process of providing the scope of the program. ECT reserves the right to negotiate the final payment structure.

14. ECT-Contractor Partnership

ECT seeks a collaborative capacity-building partner rather than a vendor that only delivers presentations. The selected Contractor will work with ECT to make reasonable adjustments based on participant needs, identify common challenges, and recommend practical next steps.

The Contractor shall use the ECT Capacity Building Academy name in program materials and participant communications unless otherwise directed by ECT. ECT shall retain ownership of the ECT program name, branding, and materials specifically developed for ECT under the resulting contract, subject to the final agreement.

Pre-existing proprietary materials remain the property of the Contractor.

DRAFT

15. Procurement Requirements

The selected Contractor shall comply with all applicable federal, state, and local laws, rules, regulations, ECT policies, and contractual requirements. The final solicitation and resulting agreement shall contain all provisions required by applicable law and ECT procurement policies.

ECT reserves the right to reject any or all proposals; cancel or modify the RFP; request clarification; conduct interviews or oral presentations; negotiate with the highest-ranked respondent; award a contract in whole or in part; modify the scope based on available funding; and take any other action permitted by applicable law and ECT policy.

16. Public Records and Conflicts of Interest

Proposals submitted to ECT may be subject to Florida public records laws. Respondents shall identify any material they believe qualifies for an exemption from disclosure under applicable Florida law and provide the statutory basis for the claimed exemption.

Respondents shall disclose any actual, potential, or perceived conflicts of interest involving ECT, its Board of Directors, employees, participating organizations, or other parties associated with this procurement.

17. Proposed Procurement Timeline

Activity	Date
RFP Advertisement	10-30-2026
RFP Information Session (via Zoom)	11-4-2026; 10:00am CST
Deadline for Questions	11-13-2026; 5:00pm CST
ECT Response to Questions	11-20-2026
Proposal Deadline	12-30-2026; 5:00pm CST
Evaluation Period	1-3-2027 through 1-22-2027
Executive Committee (Q&A, Oral Presentations, if applicable)	01-26-2027 time TBD
Board Meeting/Notice of Intended Award	2-9-2027; 9:00 AM CST
Contract Negotiation/Approval	2-10-2027 through 2-28-2027
Contract Execution	3-1-2027

18. SAMIS / Required Submission Sections

Respondents shall organize the submission using the following sections, together with any forms or certifications required by ECT:

1. Abstract
2. Organization qualifications and relevant experience (see Section 10)
3. Approach, quality and practicality of proposed academy
4. Mentoring/Coaching Approach
5. Expected Results and Work Plan
6. Cost and overall value
7. Required Forms and Certifications

DRAFT

19. Instructions for Submitting a Response to the RFP

Proposals must be submitted electronically through SAMIS no later **than 5:00 PM CST on December 30, 2026.**

Prepare

RFP Information Session: **November 4, 2027, at 10:00am** CST via Zoom: Check landing page for zoom information.
Questions and Answers: Anyone interested in the RFP and in submitted a proposal may submit questions to info@escambiachildrenstrust.org. Questions and respective answers will be posted in writing on the ECT Capacity Building Academy landing page **https://escambiachildrenstrust.org/rfp-2026-03** by November 20, 2026.
RFP Expectations: Proposers should take time to review and understand the RFP in its entirety.
Collaborative Proposals: Collaborative proposals, in which two or more entities partner to apply together, are encouraged. Entities may participate in more than one collaborative proposal. collaborative proposals can include:

Lead Agency: ECT can enter into a contract with only one partner of a collaborative proposal. Therefore, a collaborative proposal must identify one entity as the Lead Agency that will be the contracting party with ECT. The Lead Agency should be the proposer.
Partners: Partners must be committed to a role in carrying out the contract services and will be compensated for that role. Collaborative proposals must attach a signed letter of commitment from each Partner that details and agrees to their role in the Contract Services.

Submit

SAMIS: Proposers must use SAMIS to submit a completed proposal, including all required uploads, by the deadline **of 5:00 PM CST on December 30, 2026,** to be considered for review. If a proposal is late, it will be rejected and will not be presented to the Executive Committee for review and scoring.
Proposers will receive a notification from SAMIS acknowledging receipt of their proposal. If a Proposer does not receive this notification within 48 hours of submitting their Proposal, please contact: *Info@EscambiaChildrensTrust.org.*
How to Contact ECT about this RFP and RFP Communications: If you have any questions about this RFP, please email us at *Info@EscambiaChildrensTrust.org*.
All content-related questions must be emailed by the questions deadline. You may submit technical or logistical questions at any time, even after the questions deadline.
All information about the RFP, including answers to all content-related questions and any changes or amendments, will be posted at our Bids & RFPs website at **https://escambiachildrenstrust.org/rfp-2026-03.** Please check this website regularly for answers to questions, additional information and changes to the RFP or the RFP process.
ECT will be available for technical assistance questions through **December 29, 2026, at 12 PM CST**

DRAFT